

# GPX-4W

RC 4WD HIGH PERFORMANCE OFF ROAD CAR

**MST**  
MAX SPEED TECHNOLOGY



**4X4  
OFF ROAD**



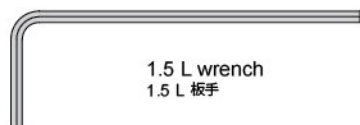
## INSTRUCTION MANUAL



WHEELBASE : 313mm  
WIDTH : 230mm  
GEAR RATIO = 1:36.3~1:53.4  
TIRE WIDTH / DIAMETER : 40×120mm  
Shaft-Driven Full-Time 4WD  
Front and Rear MPA-axle

**WWW.RC-MST.COM**

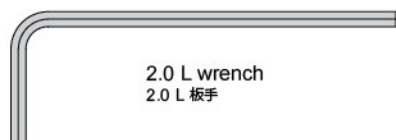
\* SPECIFICATION ARE SUBJECT TO CHANGE WITHOUT NOTICE



1.5 L wrench  
1.5 L 板手



5.5×4.0 Wrench  
5.5×4.0 板手



2.0 L wrench  
2.0 L 板手



O-ring P3 ×4  
O環



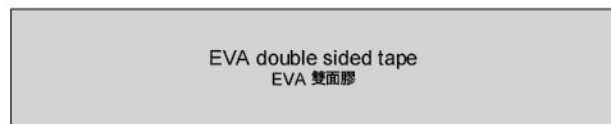
2.5 L wrench  
2.5 L 板手



R-clip ×9  
R形扣



5.5 & 7.0 alum. wrench  
5.5 & 7.0 套筒板手



EVA double sided tape  
EVA 雙面膠



20×80 Sponge tape  
泡棉膠

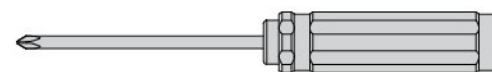


158×12 Sponge tape  
泡棉膠

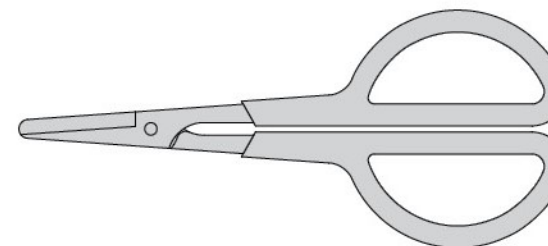
NECESSARY TOOLS FOR ASSEMBLY 工具需求  
(NOT INCLUDED IN KIT) [另購]



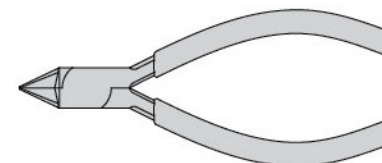
Hobby knife  
美工刀



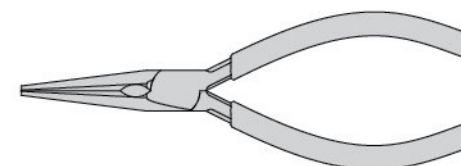
Screwdriver  
螺絲起子



Scissors  
剪刀



Side cutter  
斜口鉗






















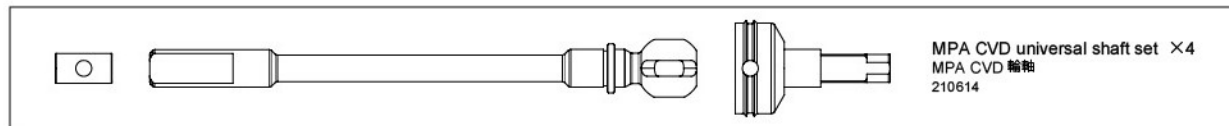
Needle nose pliers  
尖嘴鉗

Please follow the assembling figures and instructions closely  
for your [ CFX-W ] best performance!  
請依照說明書圖示步驟安裝以發揮 [ CFX-W ] 最好效能!




















# PARTS

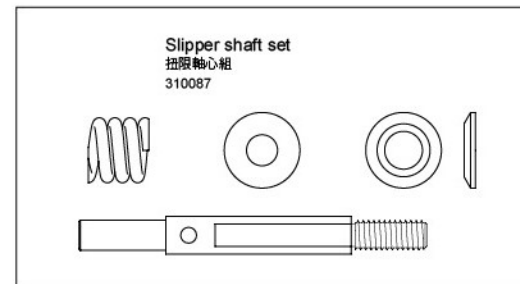
	M2×8 Cap screw ×12 有頭螺絲 110027
	M2×10 screw ×16 圓頭螺絲 110084
	M2×12 screw ×8 圓頭螺絲 110111
	M2.5×10 screw ×3 圓頭螺絲 110064
	M2.5×14 screw ×17 圓頭螺絲 110010
	2.6×10 screw ×1 自攻螺絲 110025
	M3×5 screw ×1 圓頭螺絲 110049
	M3×6 screw ×4 圓頭螺絲 110001
	M3×8 screw ×18 圓頭螺絲 110002
	M3×10 screw ×20 圓頭螺絲 110026
	M3×14 screw ×22 圓頭螺絲 110061
	M3×16 screw ×9 圓頭螺絲 110086
	M3×18 screw ×4 圓頭螺絲 110087
	M3×20 screw ×6 圓頭螺絲 110088
	M3×25 screw ×3 圓頭螺絲 110076
	M3×30 screw ×2 圓頭螺絲 110089
	M3×14 screw ×4 沉頭螺絲 110081
	M3×6 Cap screw ×2 有頭螺絲 110011
	M3×40 Cap screw ×2 有頭螺絲 110091












MPA CVD universal shaft set ×4  
MPA CVD 輪軸  
210614














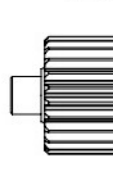
	Shaft screw ×4 銷釘螺絲 110090
	King pin screw ×8 大王螺絲 110092
	M3×3 screw ×1 止付螺絲 110035
	M3×16 screw ×20 止付螺絲 110023
	2×9.8 Shaft ×7 插銷 110017
	2×11.8 Shaft ×6 插銷 110019
	3×11.8 Shaft ×8 插銷 110098
	2×13.8 Shaft ×1 插銷 110018
	3×6×0.5 Spacer ×13 墊片 110047
	3×8×0.5 Spacer ×1 墊片 110048
	5×7×0.3 Spacer ×3 墊片 820020
	G-clip 12.0 ×4 G扣 110115

	Bevel gear shaft ×2 小傘齒軸 310099
	Gear Shaft B ×1 齒輪軸心 B 310091
	Gear Shaft A ×1 齒輪軸心 A 310090
	Gear Shaft C ×1 齒輪軸心 C 310092
	MPA Axle ×4 MPA 輪軸 310096



Slipper shaft set  
扭限軸心組  
310087

	R-clip ×9 R形扣 110016
	Nut M2.5 ×16 防鬆螺帽 110097
	Lock nut M3 ×25 防鬆螺帽 110021
	Lock nut M4 ×5 防鬆螺帽 110096
	Gear B 14T ×12 齒輪 B 14T 310081
	Gear C 14T ×4 齒輪 C 14T 310098
	Gear 16T ×4 齒輪 16T 310097
	Gear B 24T ×2 齒輪 B 24T 310084
	Gear 32T ×1 齒輪 32T 310083

	3×6×2.5 Bearing ×16 軸承 120024
	5×8×2.5 Bearing ×1 軸承 120017
	4×8×3 Ball bearing ×8 培林 120013
	4×10×4 Ball bearing ×1 培林 120018
	5×8×2.5 Ball bearing ×1 培林 120003
	5×9×3 Ball bearing ×8 培林 120020
	5×10×4 Ball bearing ×13 培林 120002
	8×12×3.5 Ball bearing ×6 培林 120019
	10×15×4 Ball bearing ×1 培林 120001
	E-clip 2.0 ×12 E扣 110013
	E-clip 3.0 ×4 E扣 110070
	E-clip 4.0 ×5 E扣 110037
	Gear A 14T ×1 齒輪 A 14T 310086
	Gear A 24T ×1 齒輪 A 24T 310085

# PARTS

Damper O-ring P3 ×8  
避震器O環  
130028

6×1 O-ring ×4  
O環  
130053

8.5×1 O-ring ×4  
O環  
130052

Piston rod ×4  
避震軸心  
310115

TC80 Alum. damper set (silver) (4)  
TC80 鋁合金避震器組 (銀) (4)  
820130S

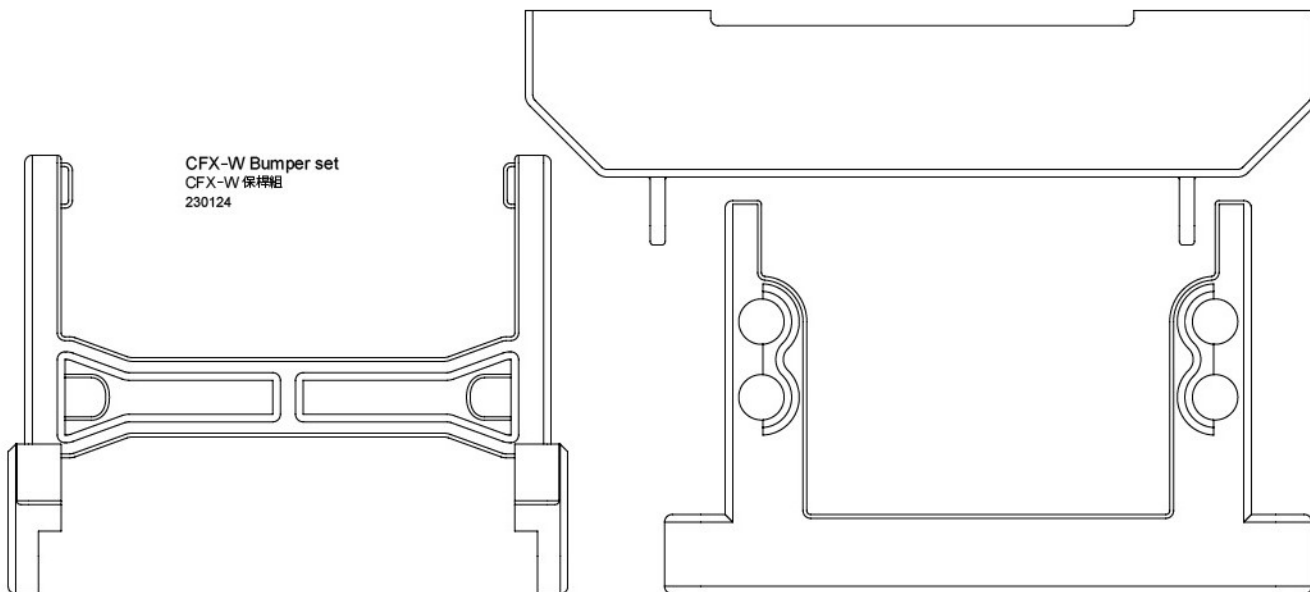
Damper plastic maintenance set (2)  
避震膠件組 (2)  
820116-1

30mm TC coil spring set (6)  
30mm TC 避震彈簧組 (6)  
820131


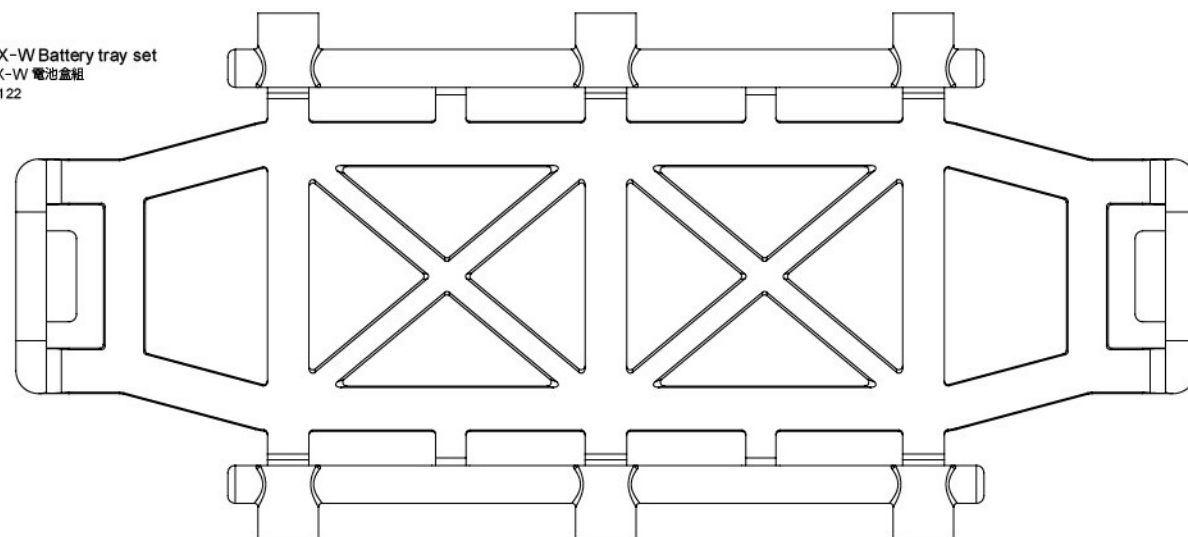
5.8 Rod ends set ×4  
5.8 拉桿頭組  
230057

CMX Ball connector set ×5  
CMX 球頭組  
230016

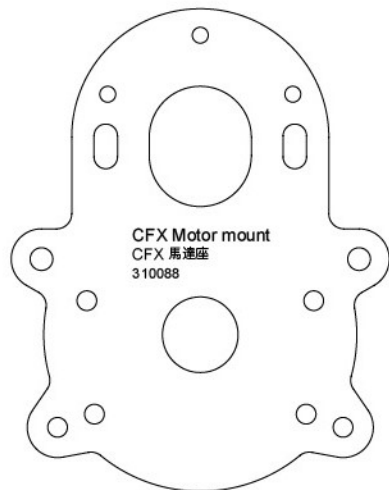
Servo horn set (long) (23T/25T)  
伺服機舵片組-長 (23T/25T)  
210033



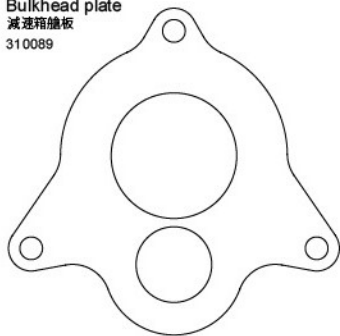
CFX-W Battery tray set  
CFX-W 電池盒組  
230122



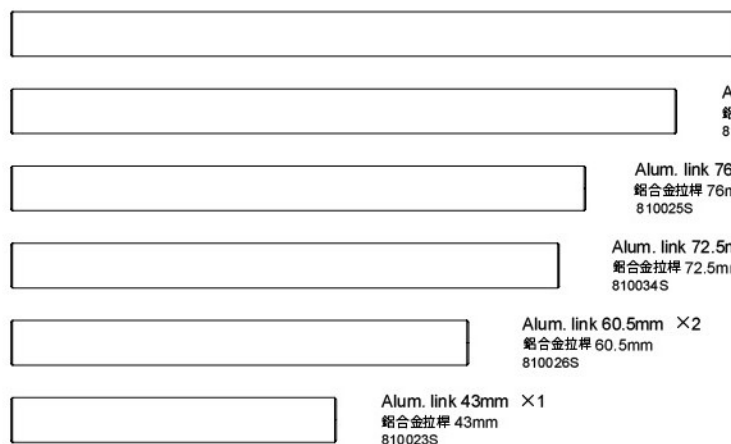
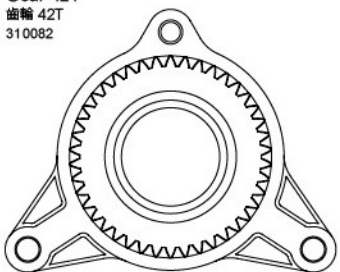
# PARTS



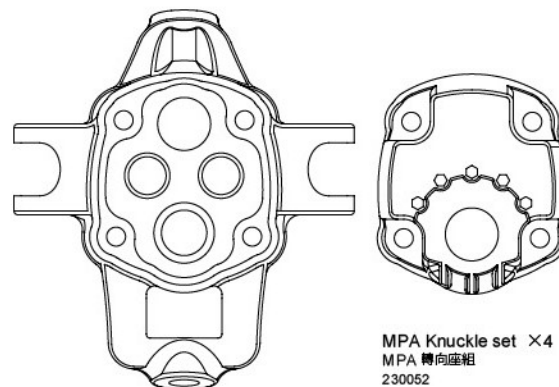
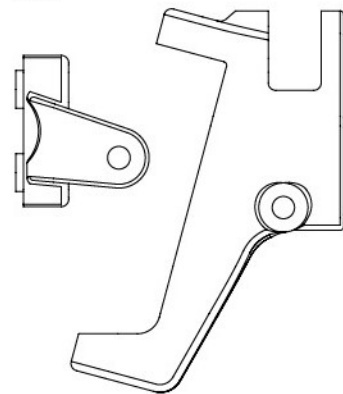
Bulkhead plate  
減速箱隔板  
310089



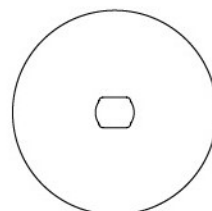
Gear 42T  
齒輪 42T  
310082



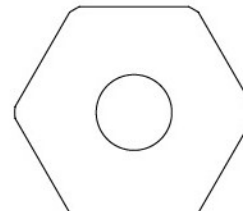
MPA C hub carrier set ×4  
MPA 轉向C座組  
230051



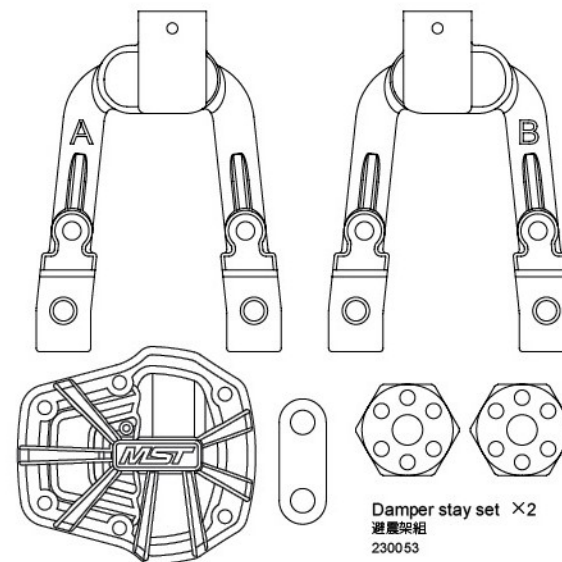
CFX Driveshaft set  
CFX 驅動軸組  
230048



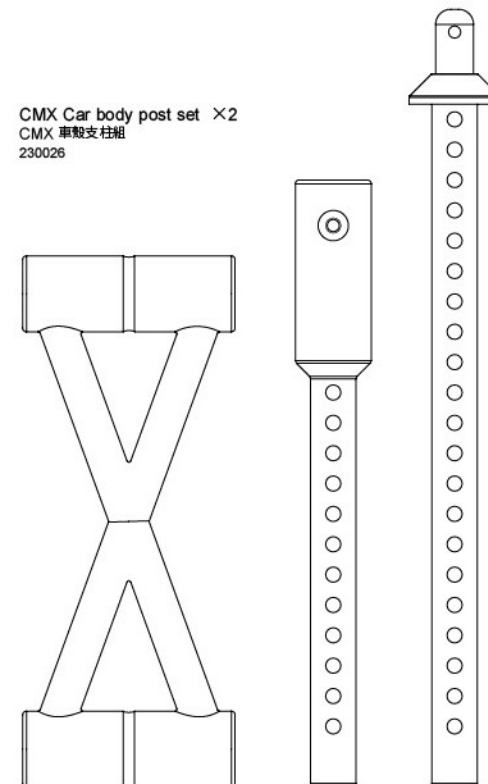
Slipper Plate ×2  
扭限壓盤  
310080



Slipper Pad ×2  
扭限摩擦片  
130045



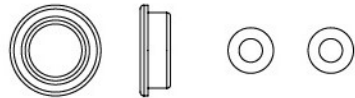
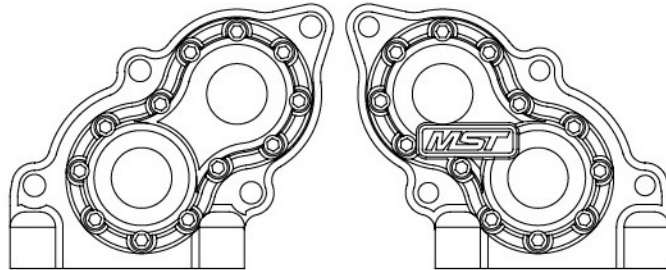
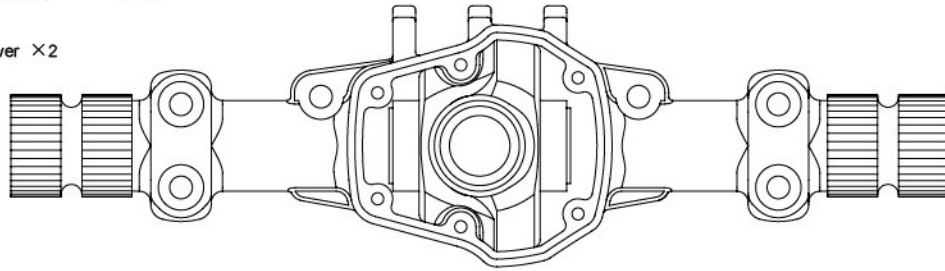
CMX Car body post set ×2  
CMX 車殼支柱組  
230026



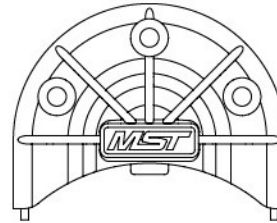


# PARTS

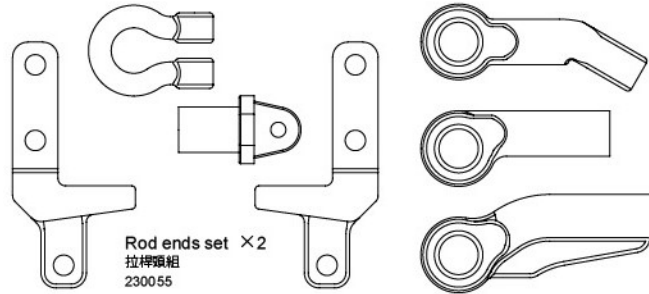
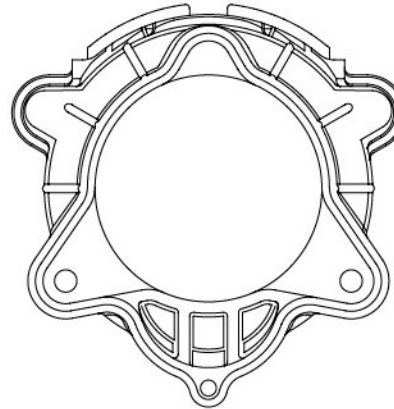
MPA Axle cover ×2  
MPA 車軸殼  
230050



CFX Transfer case set  
CFX 分動箱組  
230047

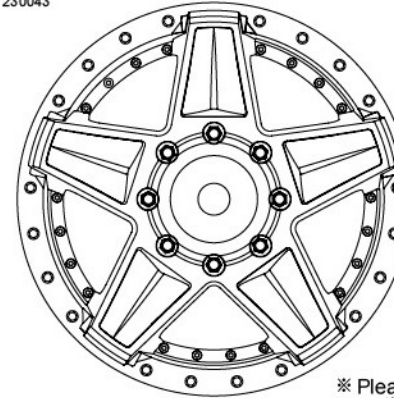


CFX Deceleration gear box set  
CFX 減速箱組  
230045

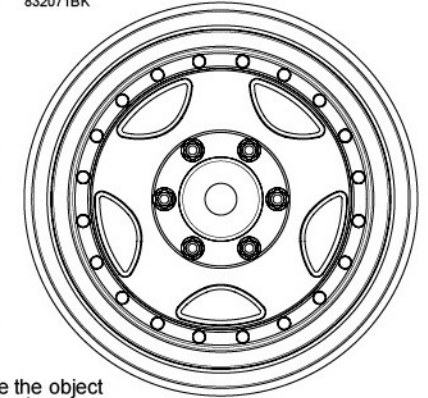


Rod ends set ×2  
拉桿頭組  
230055

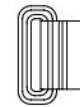
648 1.9" Crawler wheel ×4  
648 1.9" 攀岩輪  
230043



236 1.9" Crawler wheel ×4  
236 1.9" 攀岩輪  
832071BK



※ Please make the object  
as the standard.  
請以實物為主。




Velcro strap 16×210mm  
電池束帶  
130046

MST



CFX Gear box support  
CFX 減速箱支架組  
230046

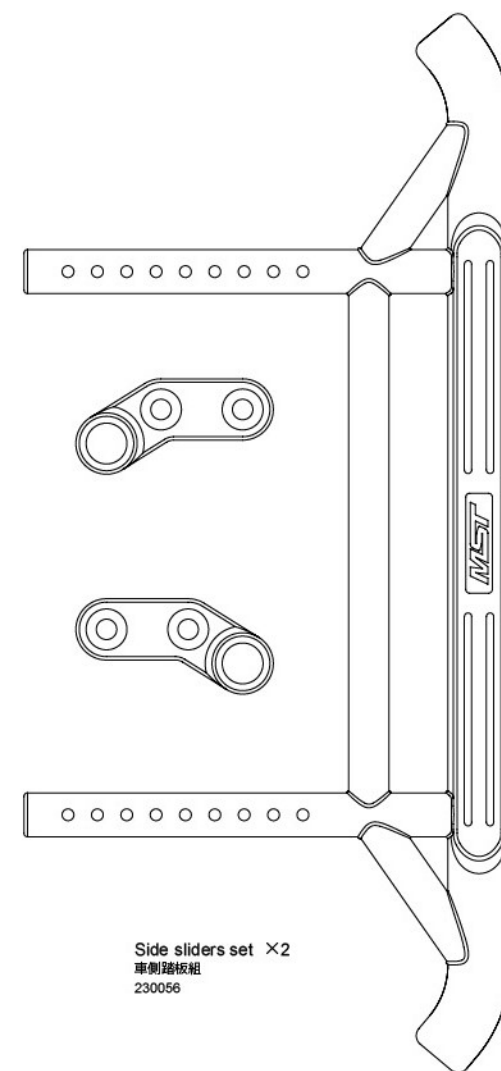


CFX-W Chassis rail ×2  
CFX-W 大樑  
310093

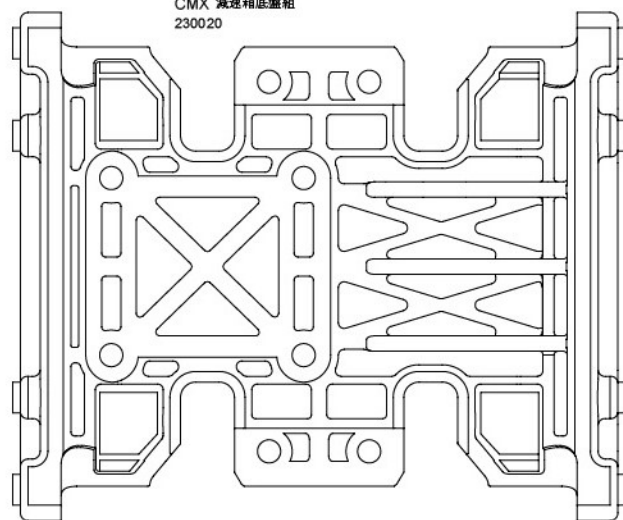
# PARTS



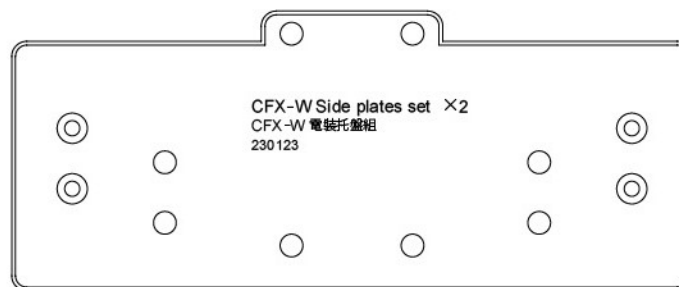
Inner sponge 38×122×46 ×4  
內襯 38×122×46  
130047



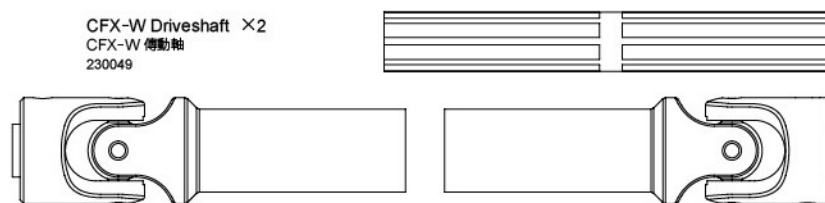
Side sliders set ×2  
車側踏板組  
230056



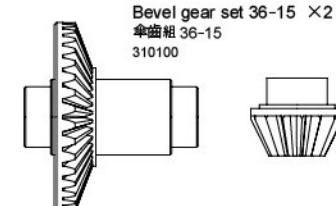
CMX Gear box chassis set  
CMX 減速箱底盤組  
230020



CFX-W Side plates set ×2  
CFX-W 電裝托盤組  
230123



CFX-W Driveshaft ×2  
CFX-W 傳動軸  
230049



Bevel gear set 36-15 ×2  
傘齒組 36-15  
310100

# PARTS BAG 1, 2, 3

# 1

## TRANSMISSION

減速箱

M2.5×10 screw ×3  
圓頭螺絲

M2.5×14 screw ×1  
圓頭螺絲

M3×10 screw ×6  
圓頭螺絲

M3×16 screw ×1  
圓頭螺絲

M3×6 cap screw ×2  
有頭螺絲

M3×40 cap screw ×2  
有頭螺絲

5×8×2.5 Bearing ×1  
軸承

5×8×2.5 Ball bearing ×1  
培林

4×10×4 Ball bearing ×1  
培林

5×10×4 Ball bearing ×3  
培林

10×15×4 Ball bearing ×1  
培林

2×9.8 Shaft ×2  
插銷

Gear shaft A ×1  
齒輪軸心 A

Main shaft ×1  
主齒軸

3×6×0.5 Spacer ×2  
墊片

5×7×0.3 Spacer ×1  
墊片

4×10×1 Spacer ×1  
墊片

Slipper spacer ×1  
扭頭墊片

E-clip 4.0 ×1  
E扣

Bearing holder ×1  
軸承套

Lock nut M4 ×1  
防鬆螺帽

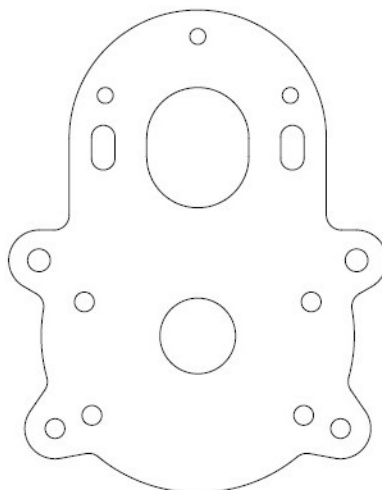
Spring ×1  
扭簧彈簧

Gear B 14T ×4  
齒輪 B 14T

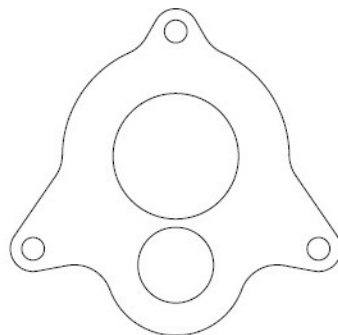
Gear B 24T ×1  
齒輪 B 24T

Gear A 14T ×1  
齒輪 A 14T

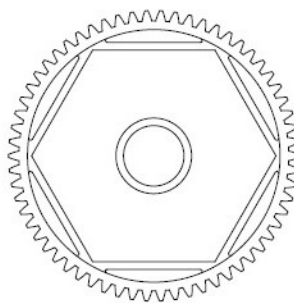
Gear A 24T ×1  
齒輪 A 24T



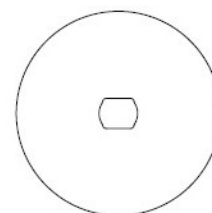
Motor mount ×1  
馬達座



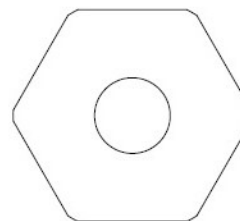
Bulkhead plate ×1  
減速箱膈板



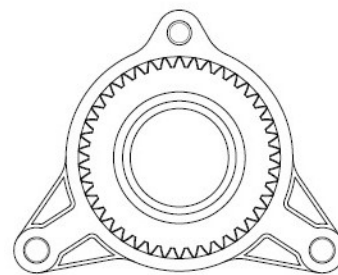
M06 Spur gear 62T ×1  
M06 大齒盤 62T



Slipper plate ×2  
扭頭壓盤



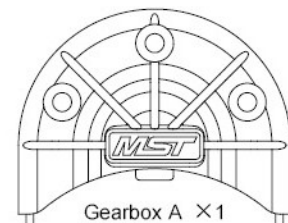
Slipper pad ×2  
扭頭摩擦片



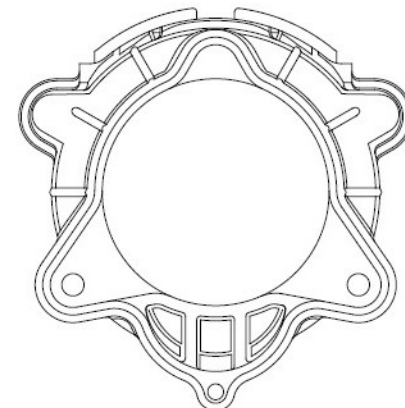
Gear 42T ×1  
齒輪 42T




Gearbox mount ×1  
減速齒箱固定座



Gearbox A ×1  
減速齒箱 A

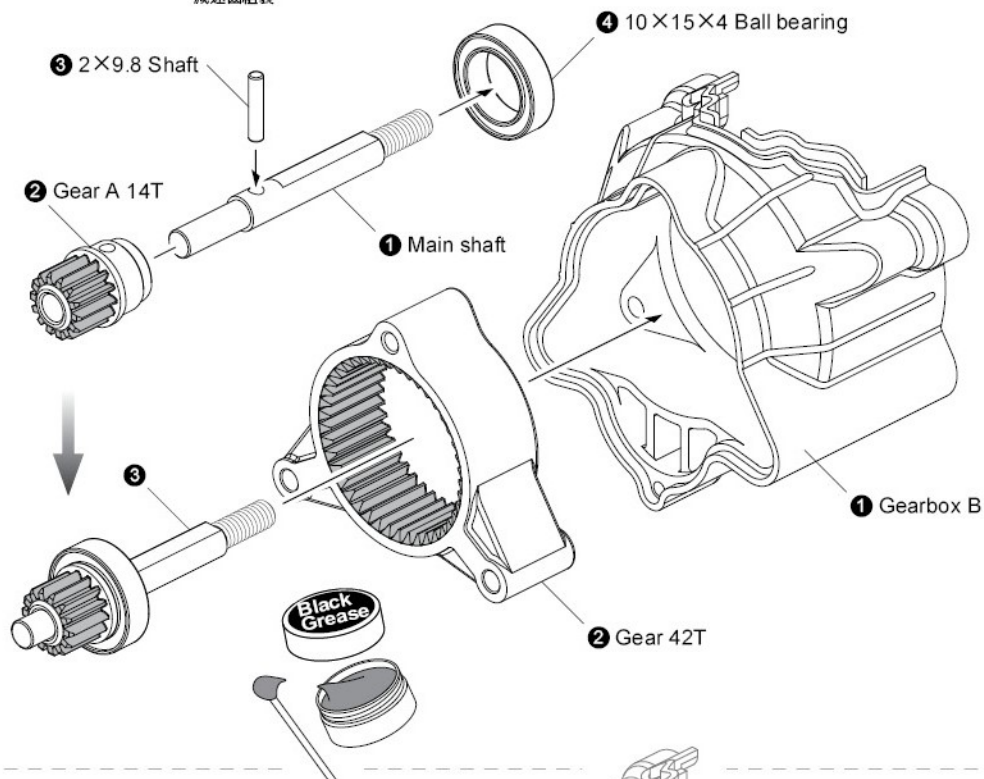
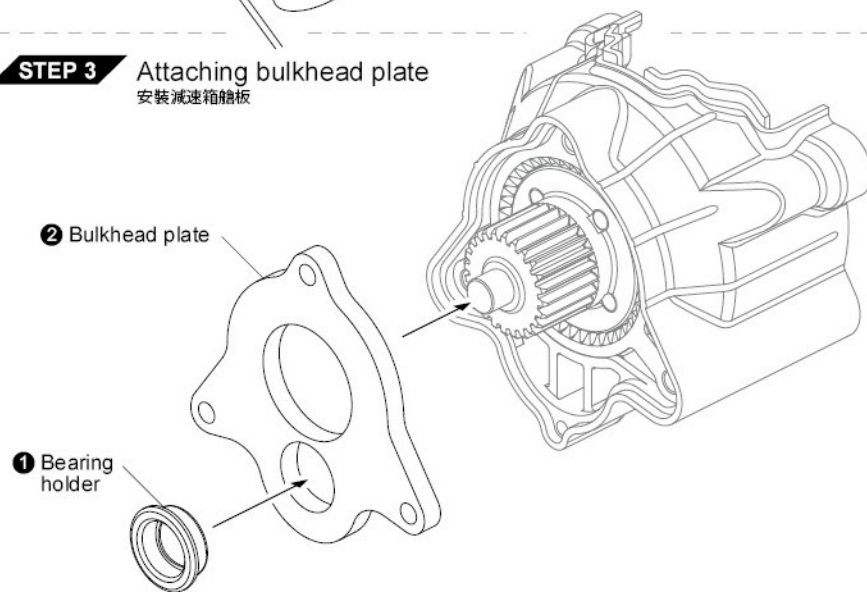
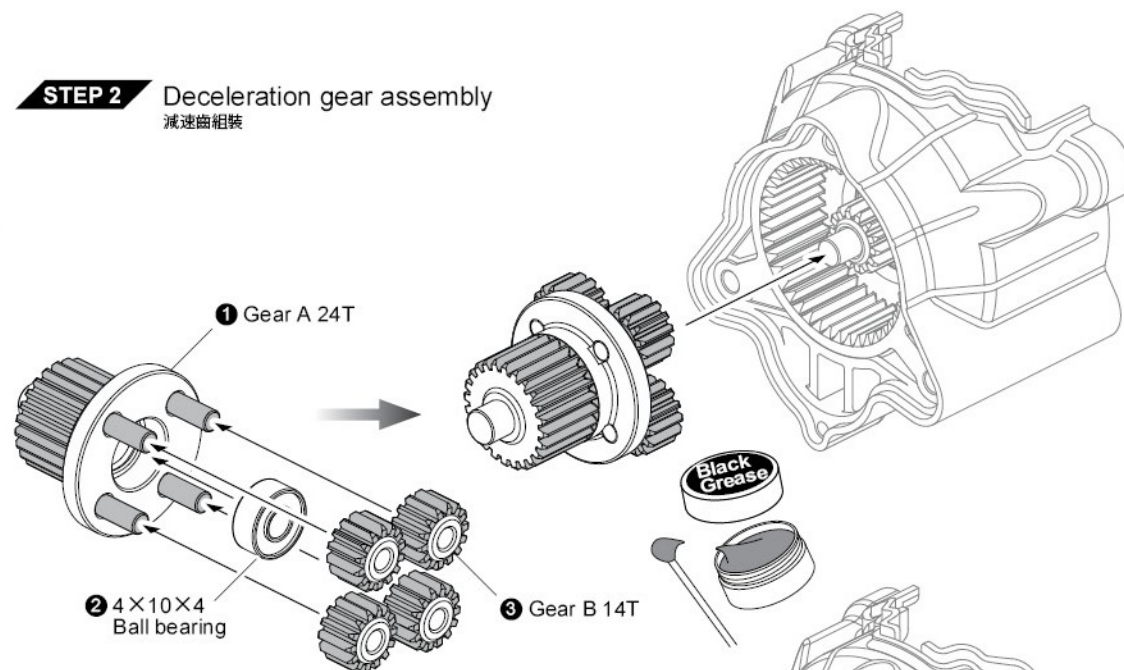
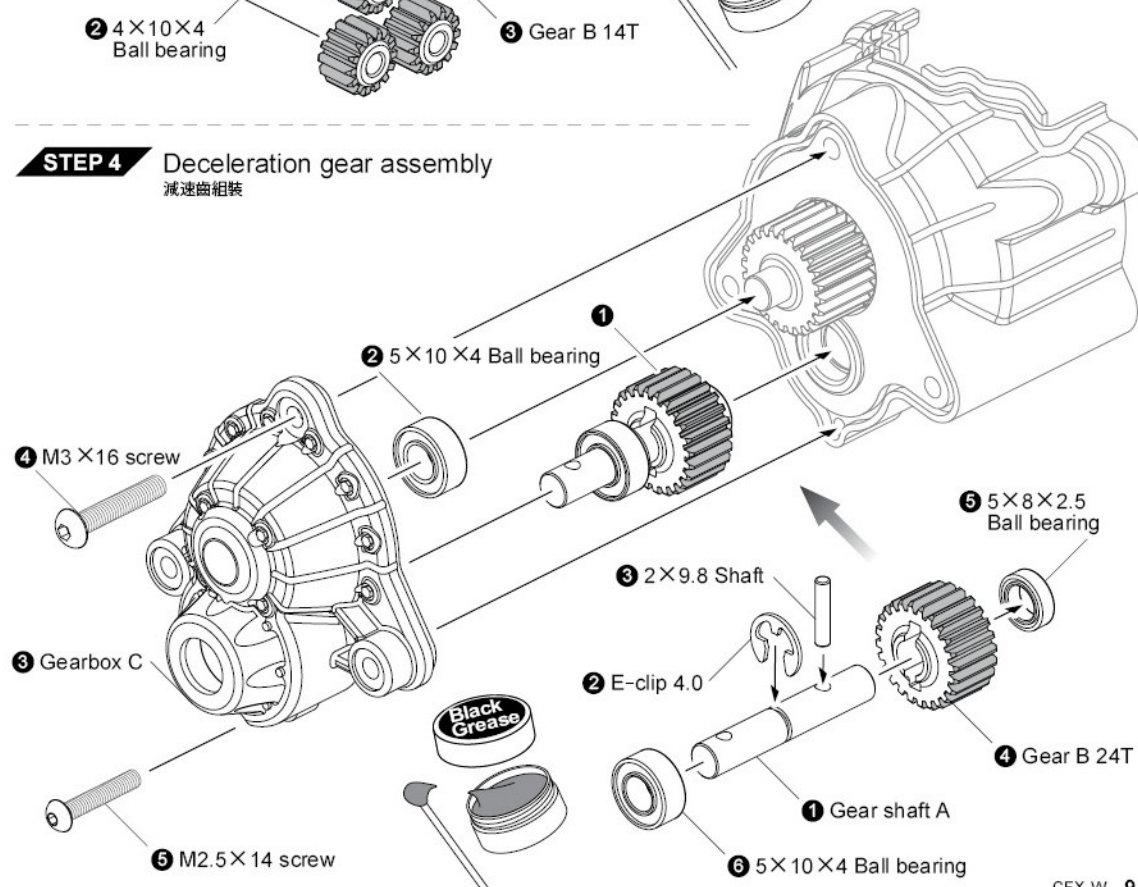


Gearbox B ×1  
減速齒箱 B



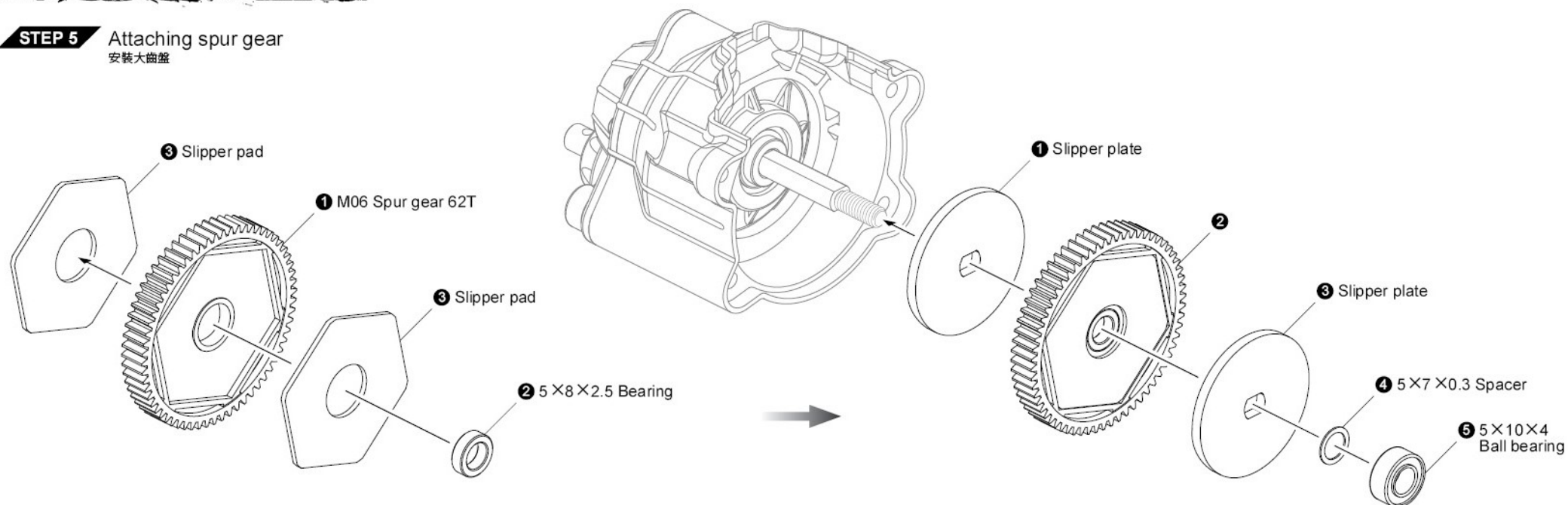
Gearbox C ×1  
減速齒箱 C



**STEP 1** Deceleration gear assembly  
減速齒組裝**STEP 3** Attaching bulkhead plate  
安裝減速箱艙板**STEP 2** Deceleration gear assembly  
減速齒組裝**STEP 4** Deceleration gear assembly  
減速齒組裝

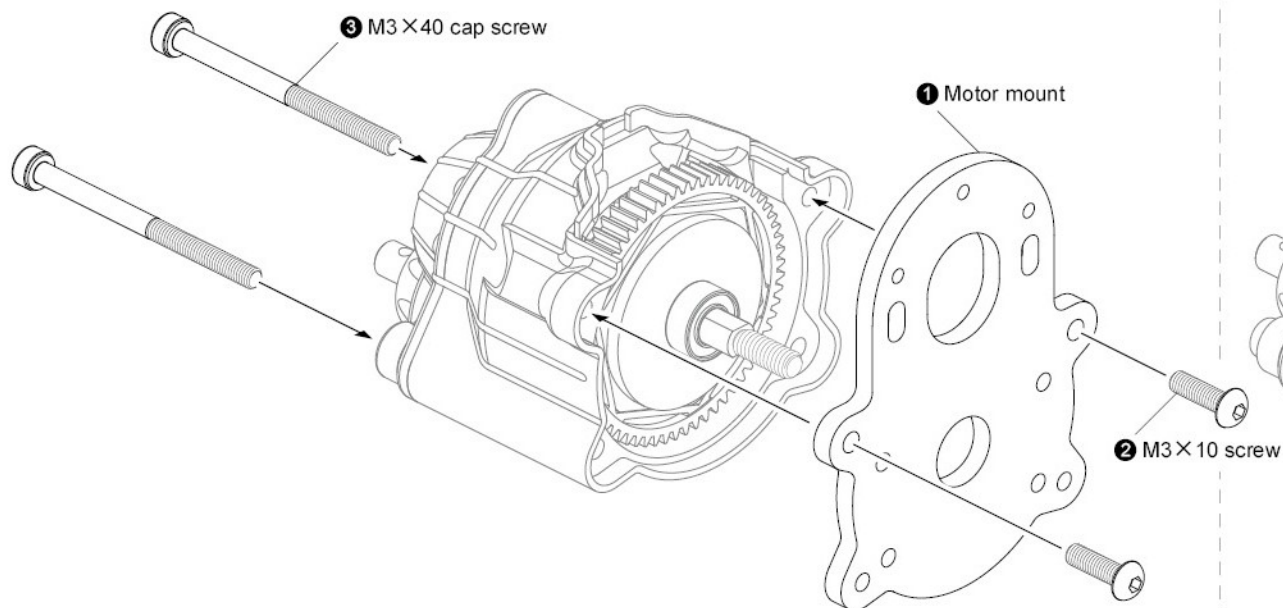
## STEP 5 Attaching spur gear

安裝大齒盤



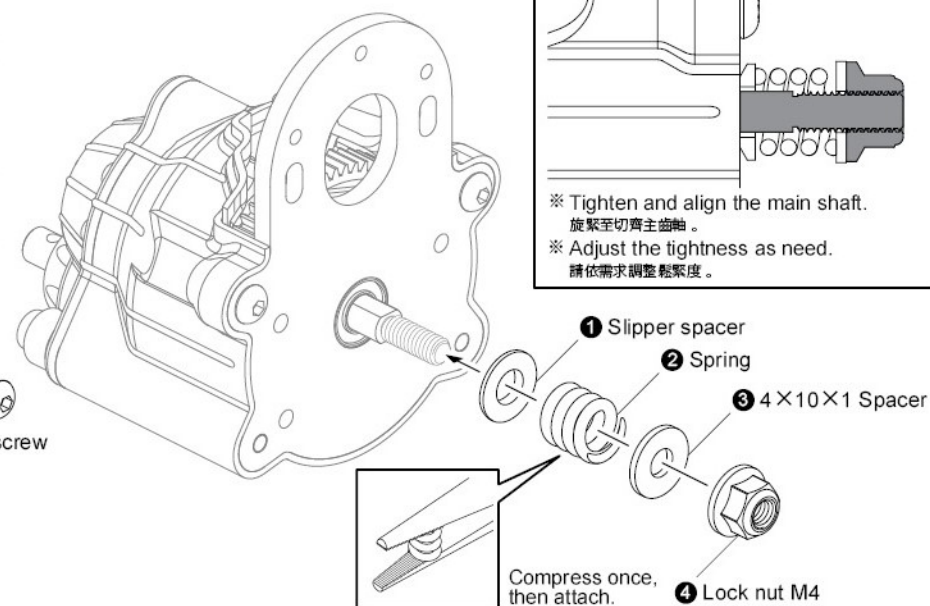
## STEP 6 Attaching motor mount

安裝馬達座



## STEP 7 Attaching spring

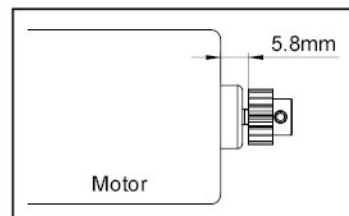
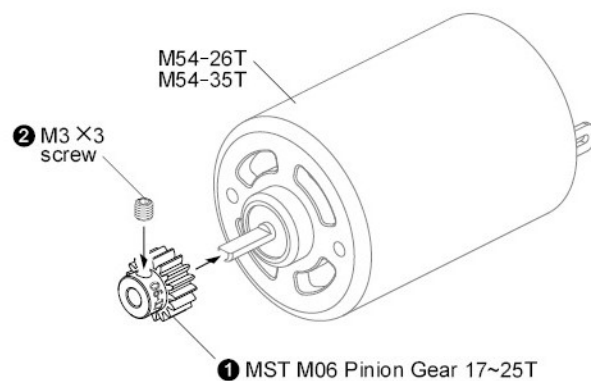
安裝扭簧彈簧





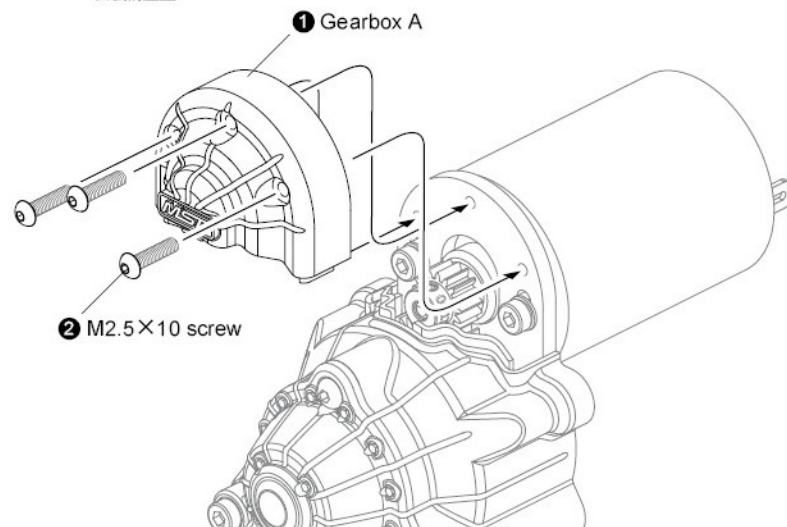
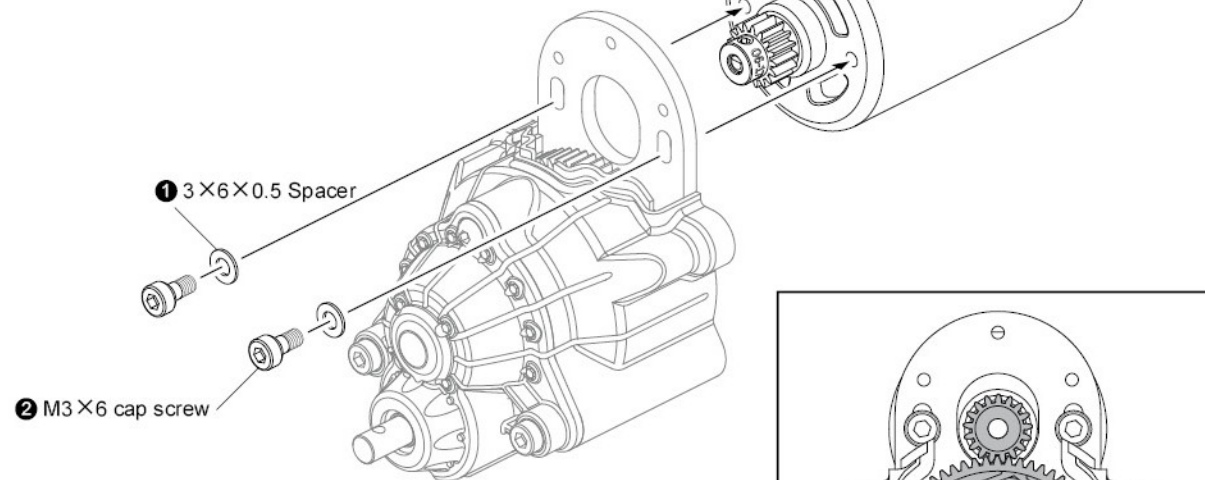
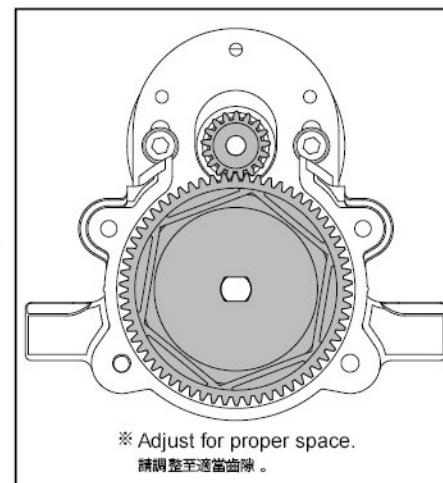
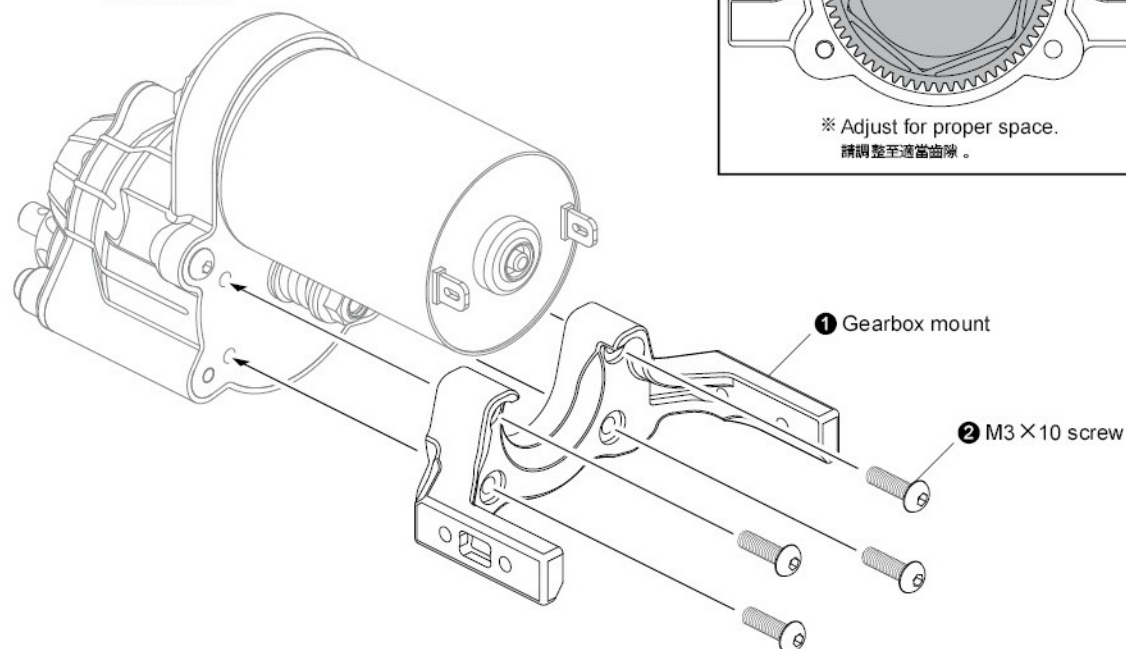
**STEP 8** Attaching pinion gear  
安裝馬達齒

GEAR RATIO	
Pinion Gear	Spur Gear 62T
17	53.35
18	50.39
19	47.74
20	45.35
21	43.19
22	41.23
23	39.43
24	37.79
25	36.28



※ Please set the gear ratio according to motor specifications, environments, and personal requirements.  
齒比的選擇會因馬達規格、場地形態、車手手感，而有不同選擇。  
可先參考當地配置後再選擇齒比！

※ Please refer to MST office website for completed pinion specifications.  
如須另購馬達齒，請上官網查詢！[ [www.rc-mst.com](http://www.rc-mst.com) ]

**STEP 10** Attaching dust cover  
安裝防塵蓋**STEP 9** Attaching motor  
安裝馬達**STEP 11** Attaching gearbox mount  
安裝減速箱固定座



# PARTS BAG 1, 2, 3 2

## TRANSFER CASE

分動箱



M3×5 screw ×1  
圓頭螺絲



M3×14 screw ×4  
圓頭螺絲



2×9.8 Shaft ×1  
插銷



2×13.8 Shaft ×1  
插銷



3×6×0.5 Spacer ×1  
墊片



5×10×4 Ball bearing ×4  
培林



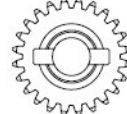
Gear shaft B ×1  
齒輪軸心 B



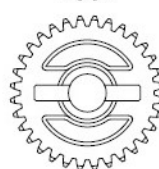
Gear shaft C ×1  
齒輪軸心 C



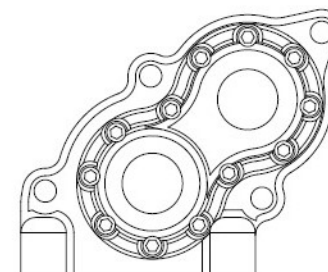
E-clip 4.0 ×2  
E扣



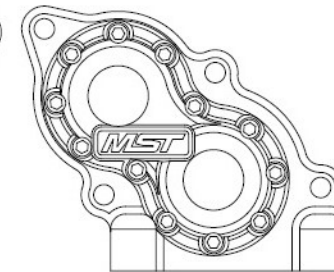
Gear B 24T ×1  
齒輪 B 24T



Gear 32T ×1  
齒輪 32T

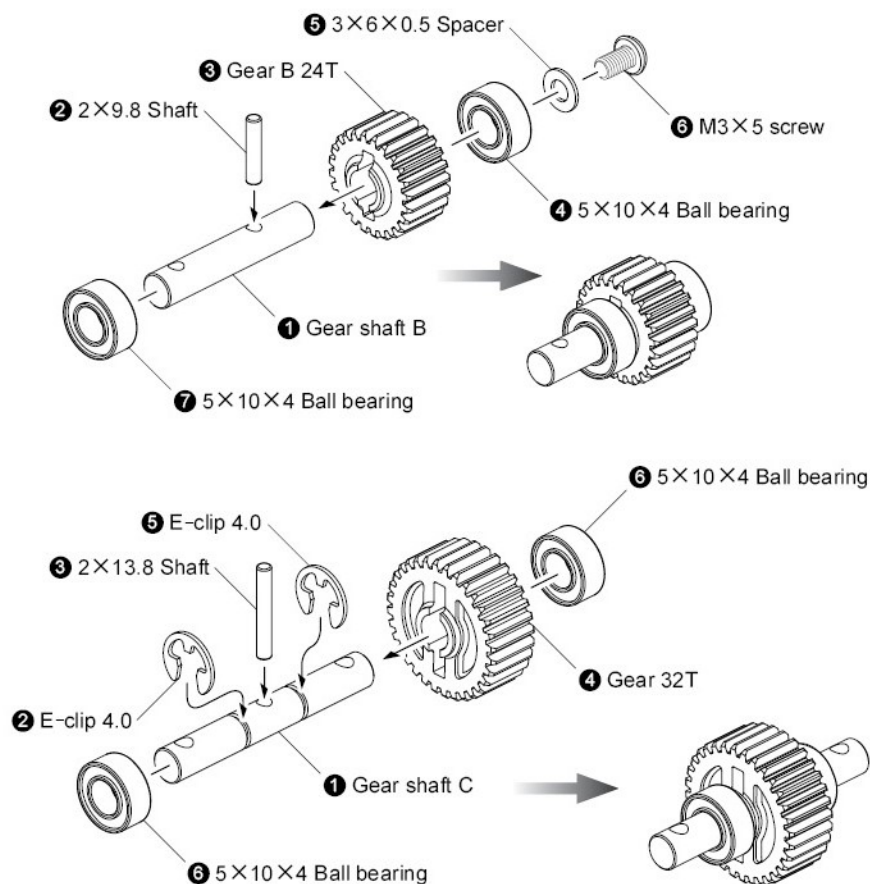


Gear box A ×1  
分動箱 A

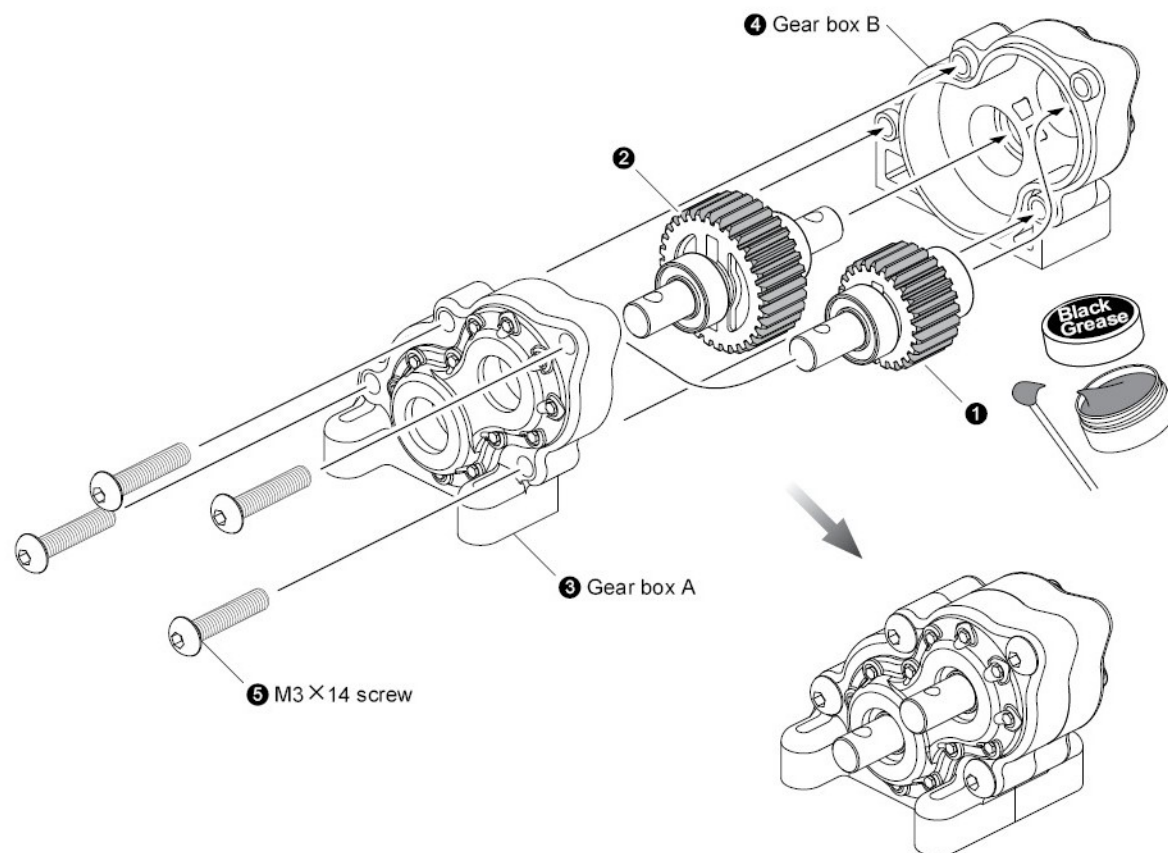


Gear box B ×1  
分動箱 B

### STEP 1 Deceleration gear assembly 減速齒組裝



### STEP 2 Attaching gear 安裝減速齒



M3×6 screw ×4  
圓頭螺絲


M3×8 screw ×14  
圓頭螺絲

M3×10 screw ×9  
圓頭螺絲

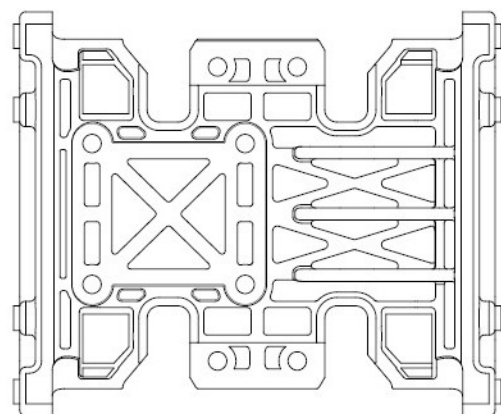
M3×14 screw ×4  
沉頭螺絲

2×11.8 Shaft ×2  
插銷

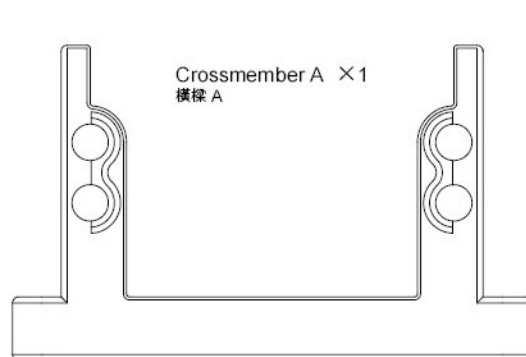
Lock nut M3 ×4  
防鬆螺帽



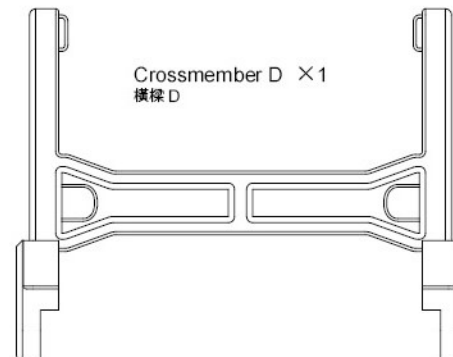
Driveshaft  
傳動軸



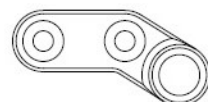
Gearbox chassis ×1  
減速箱底盤



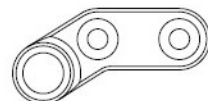
Crossmember A ×1  
橫樑 A




Crossmember D ×1  
橫樑 D



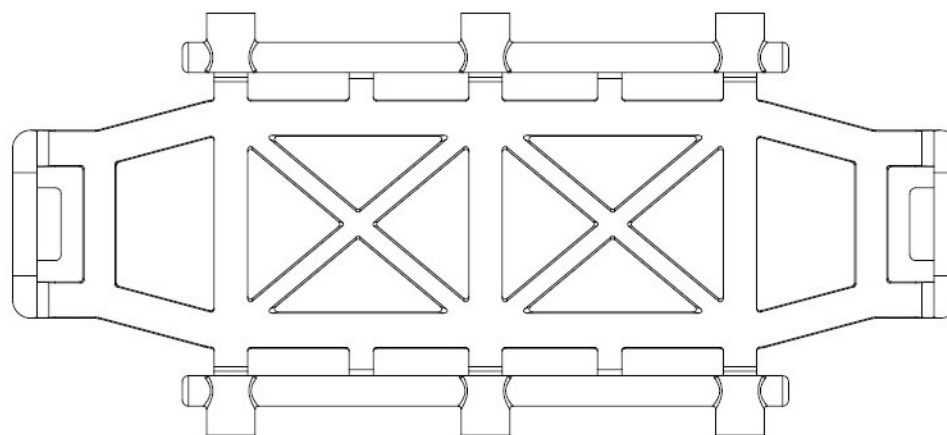
Side sliders mount A  
踏板座 A



Side sliders mount B  
踏板座 B



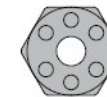
Front bumper ×1  
前保桿



Battery mount ×1  
電池盒



Chassis rail ×2  
大樑

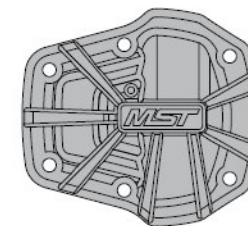


Hex. wheel hubs ×4  
六角輪座

※ Used for STEP 9  
保留零件到第9步驟

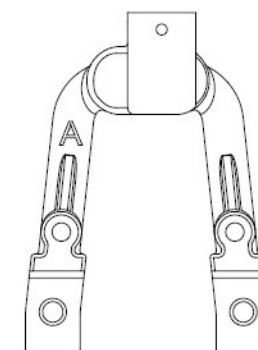


Servo spacer ×2  
伺服機墊片

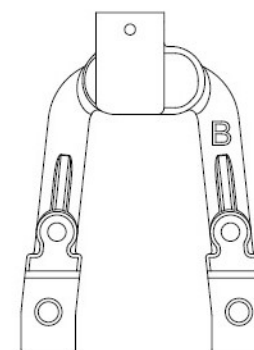


Diff Cover ×2  
車軸殼蓋

※ Used for STEP 6  
保留零件到第6步驟

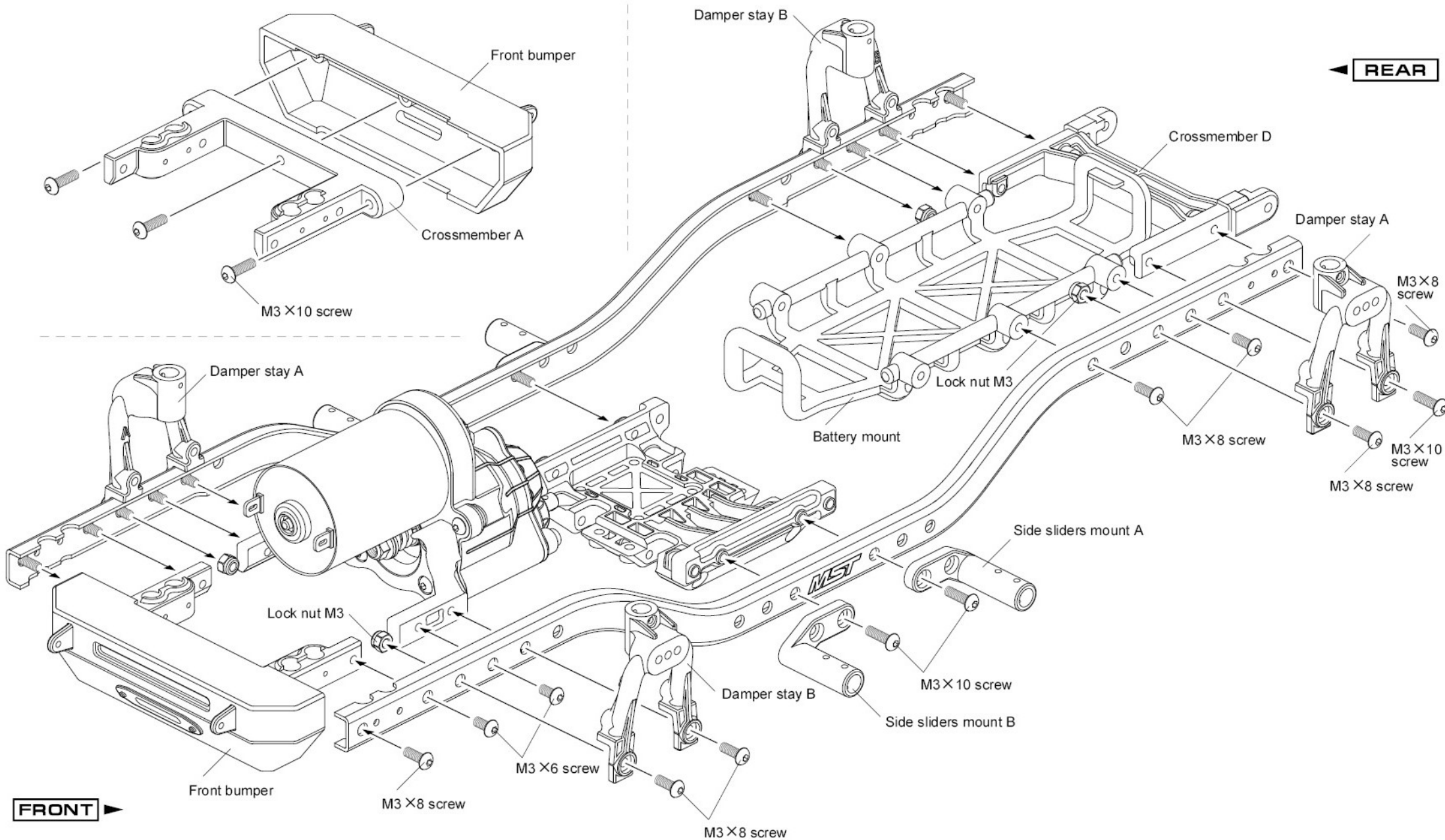


Damper stay A ×2  
避震架

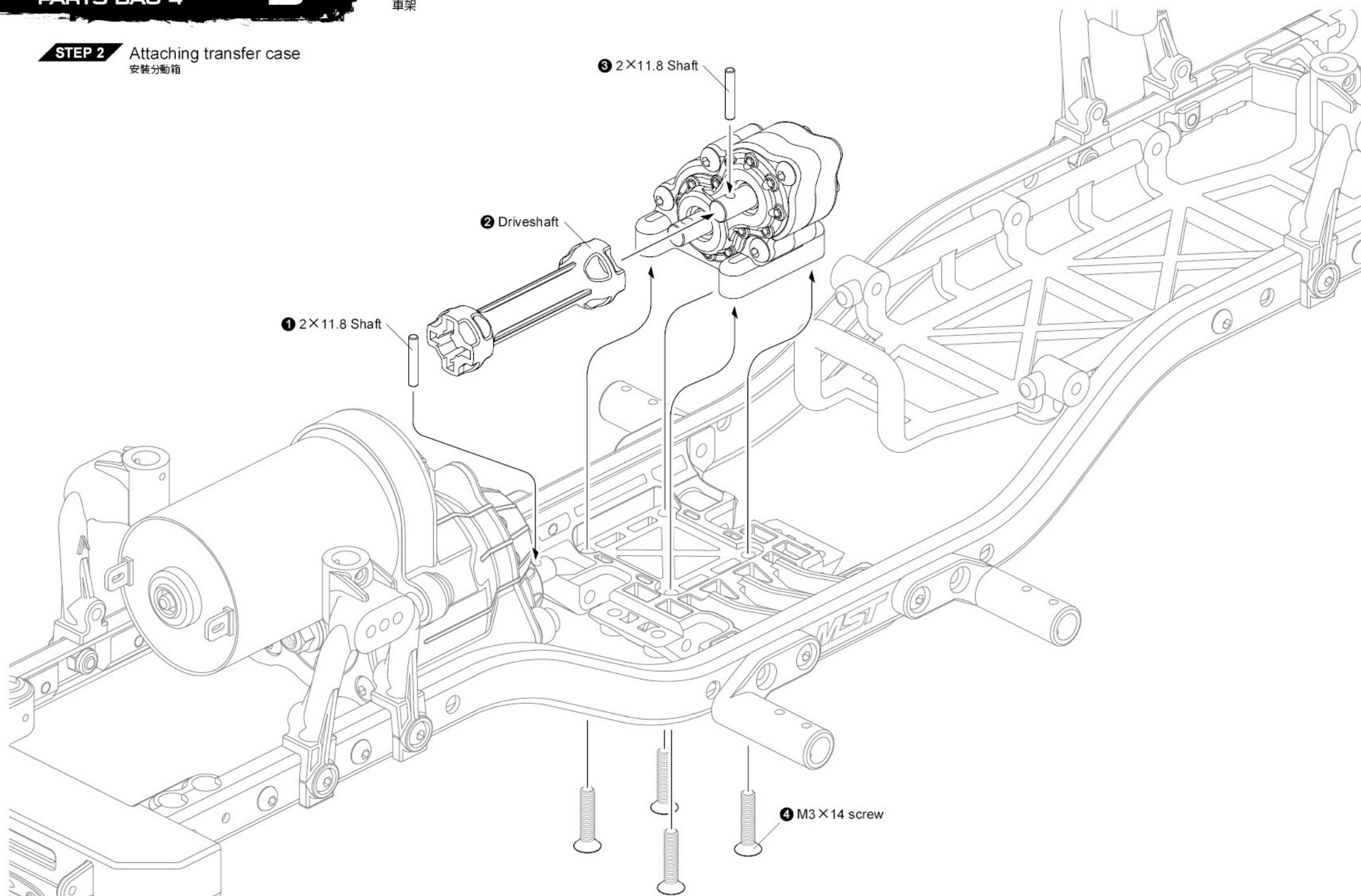


Damper stay B ×2  
避震架

◀ REAR





**STEP 2** Attaching transfer case  
安裝分動箱

# PARTS BAG 5

# 4

## LINKS

拉桿組

- M3×16 screw ×4  
圓頭螺絲
- M3×20 screw ×4  
圓頭螺絲
- M3×16 screw ×20  
止付螺絲
- 5.8 Ball connector ×30  
球頭
- 3×6×0.5 Spacer ×2  
墊片
- Lock nut M3 ×4  
防鬆螺帽

- 5.8×25 Adjuster ×16  
拉桿頭
- Adjuster ×2  
伺服拉桿頭
- Adjuster ×2  
轉向拉桿頭
- Toe - in Rod ×2  
束角拉桿

- Link (96mm) ×1  
拉桿 (96mm)
- Link (88mm) ×2  
拉桿 (88mm)
- Link (76mm) ×2  
拉桿 (76mm)
- Link (72.5mm) ×2  
拉桿 (72.5mm)
- Link (60.5mm) ×2  
拉桿 (60.5mm)
- Link (43mm) ×1  
拉桿 (43mm)
- Servo mount A ×1  
伺服機座
- Servo mount B ×1  
伺服機座

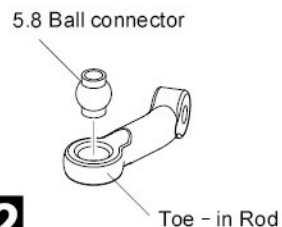
- 4.8 Ball connector ×5  
球頭

※ Used for STEP 7  
保留零件到第7步驟

- Shackle ×2  
拖車環
- Shackle mount ×2  
拖車環座

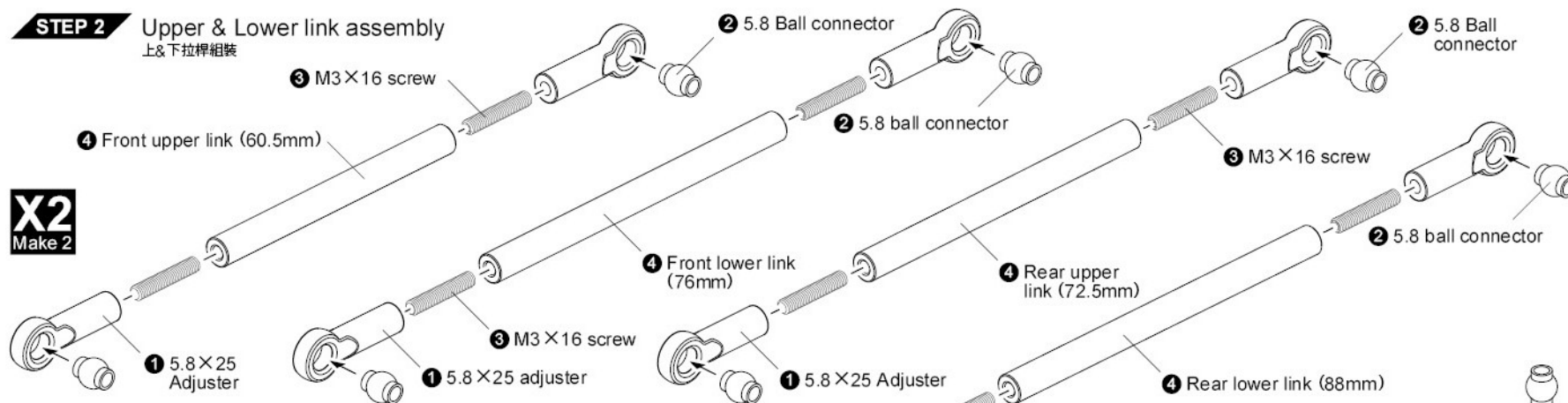
※ Used for STEP 8  
保留零件到第8步驟

### STEP 1 Toe - in Rod assembly 束角拉桿組裝



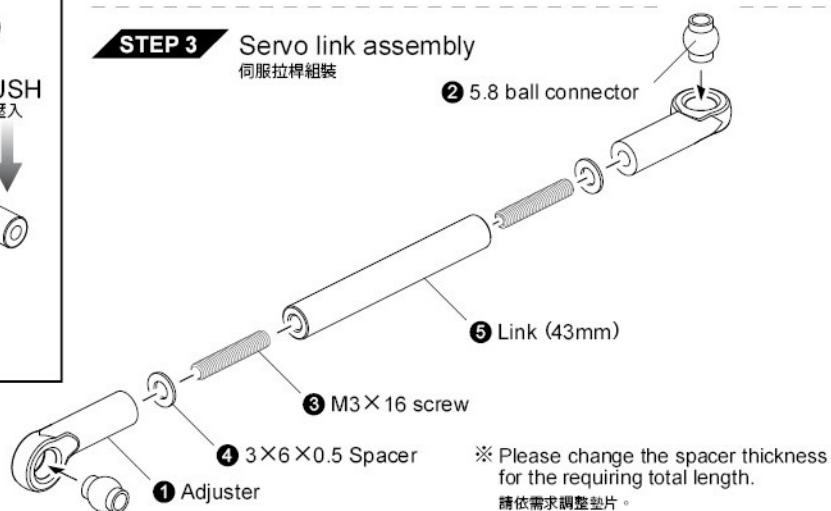
X2  
Make 2

### STEP 2 Upper & Lower link assembly 上、下拉桿組裝



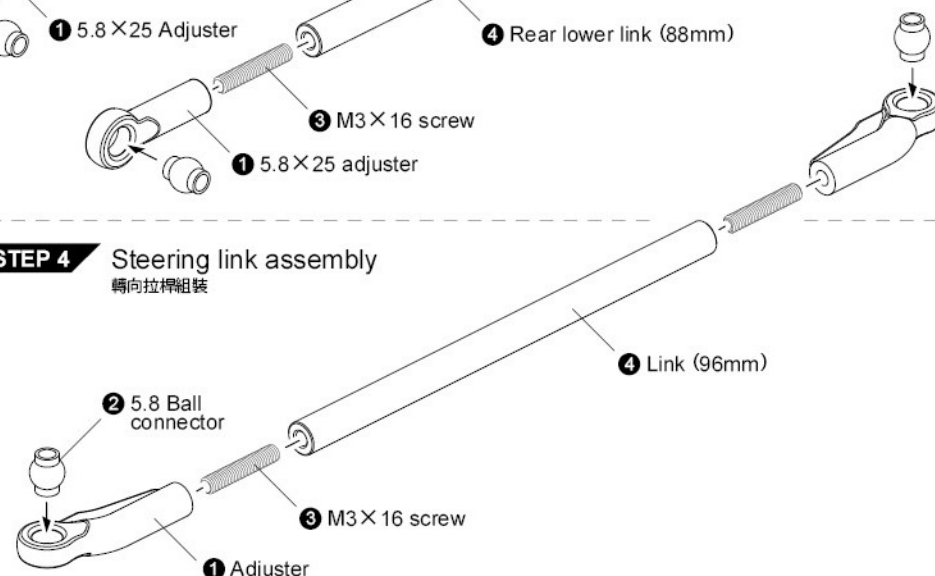
X2  
Make 2

### STEP 3 Servo link assembly 伺服拉桿組裝



※ Please change the spacer thickness for the requiring total length.  
請依需求調整墊片。

### STEP 4 Steering link assembly 轉向拉桿組裝

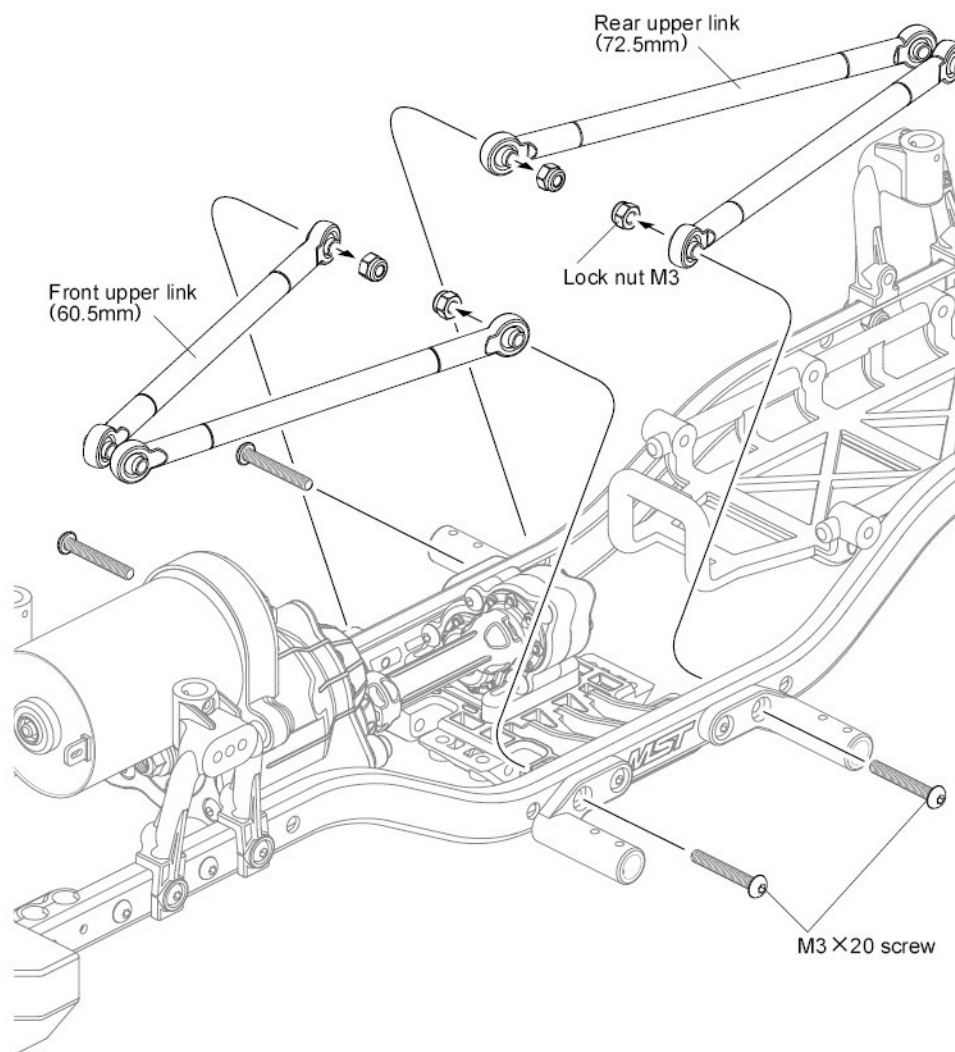
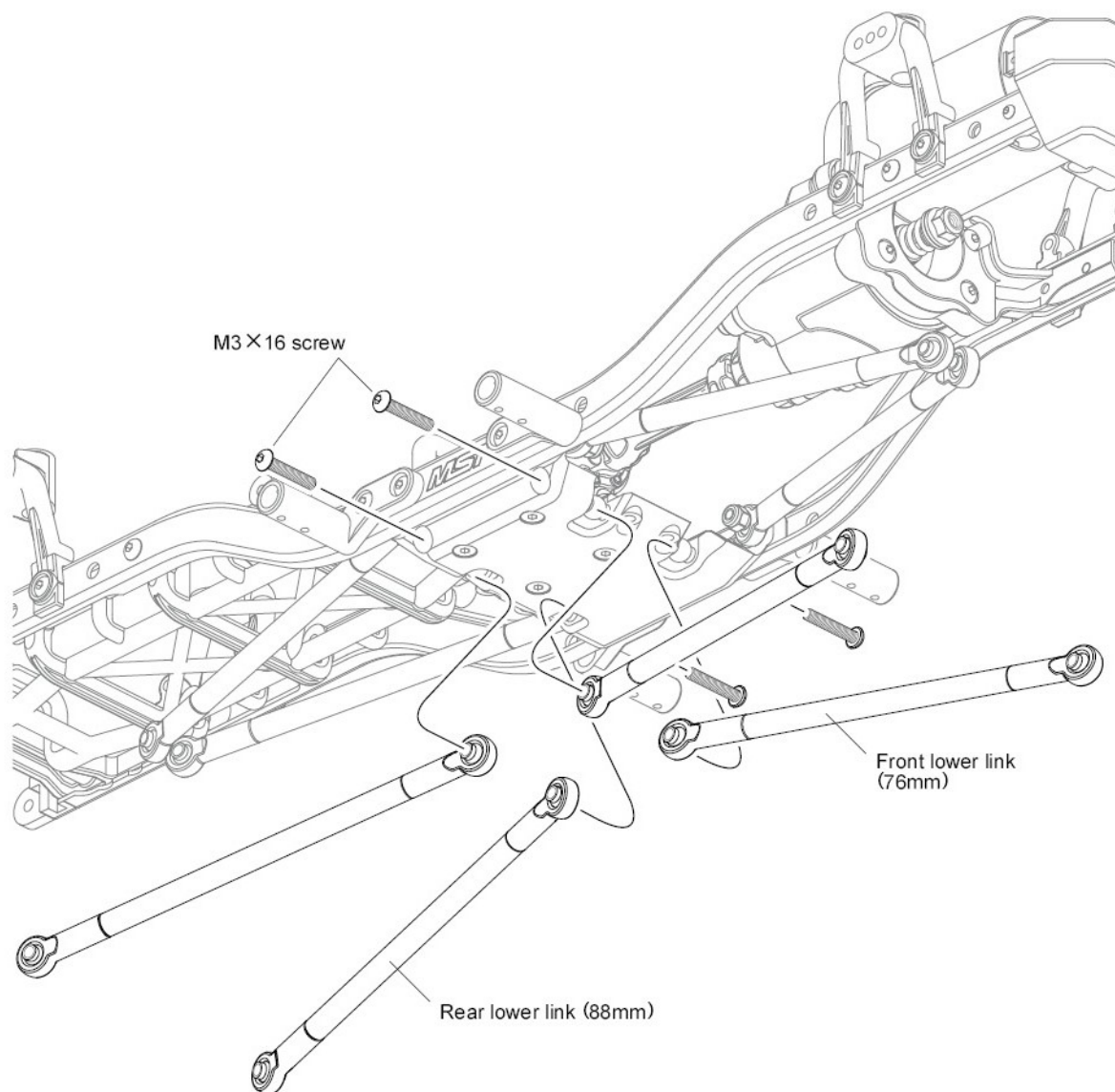


### ! ASSEMBLY TIPS 組裝小技巧

PUSH  
壓入

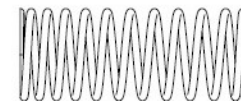
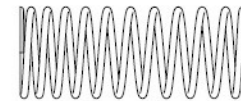
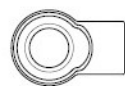




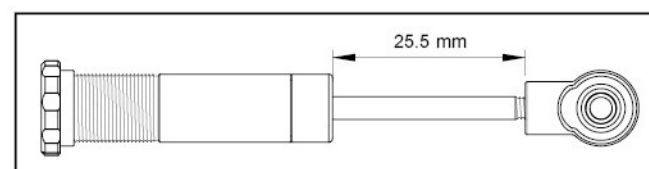
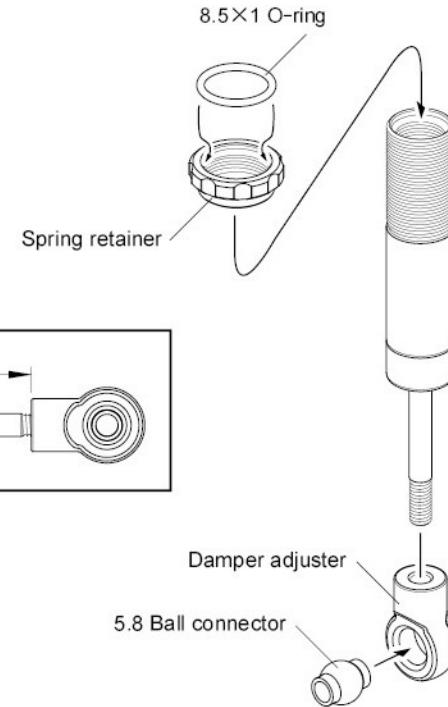
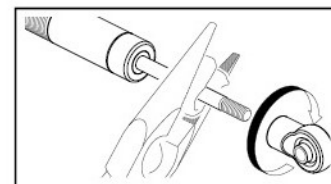
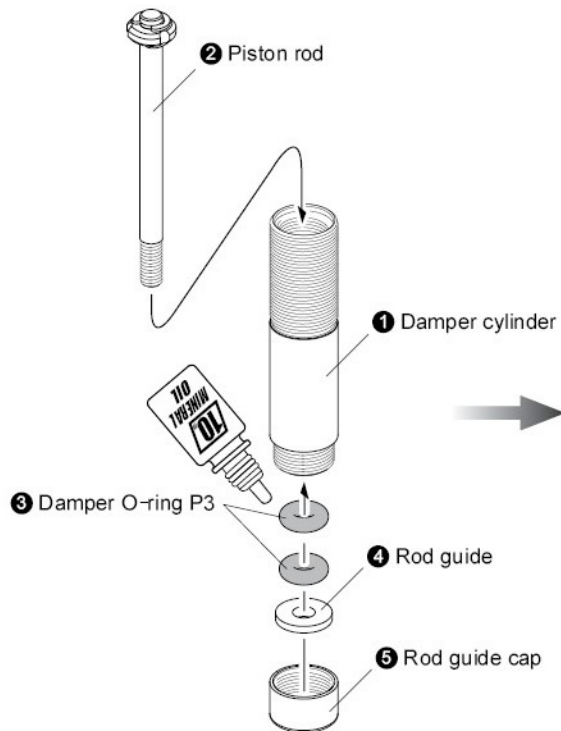
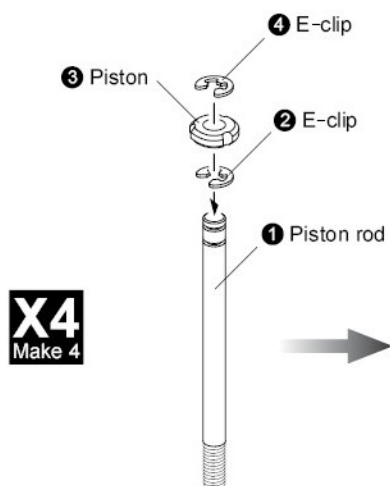
**STEP 5** Attaching upper link  
安裝上拉桿**STEP 6** Attaching lower link  
安裝下拉桿

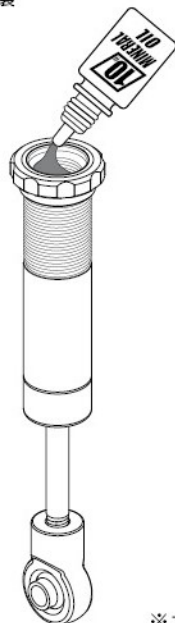


# DAMPER 避震器

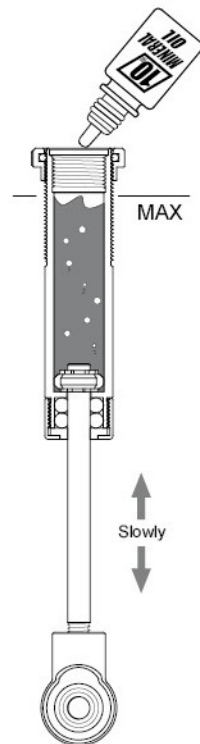
Cylinder cap ×4  
避震器上蓋Spring retainer ×4  
避震器調整環Piston rod ×4  
避震軸心Coil spring 30mm (hard) (silver) ×2  
避震彈簧 30mm (硬) (銀)Rod guide cap ×4  
避震器下蓋Center spring retainer ×4  
彈簧保持器Damper O-ring P3 ×8  
避震器O環Coil spring 30mm (medium) (gold) ×4  
避震彈簧 30mm (中) (金)Damper retainer ×4  
避震器彈簧座8.5×1 O-ring ×4  
O環Rod guide ×4  
避震器下蓋墊片Coil spring 30mm (soft) (red) ×2  
避震彈簧 30mm (軟) (紅)Damper adjuster ×4  
避震器拉桿6×1 O-ring ×4  
O環Piston ×4  
活塞E-clip ×8  
E扣Damper cylinder ×4  
避震筒身

## STEP 1 Damper assembly 避震器組裝

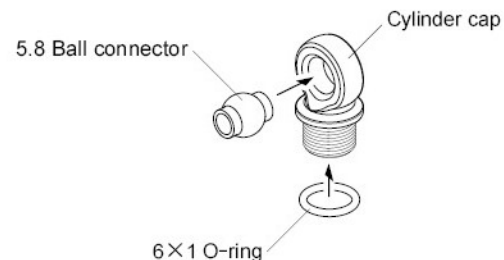


STEP 1 Damper assembly  
避震器組裝

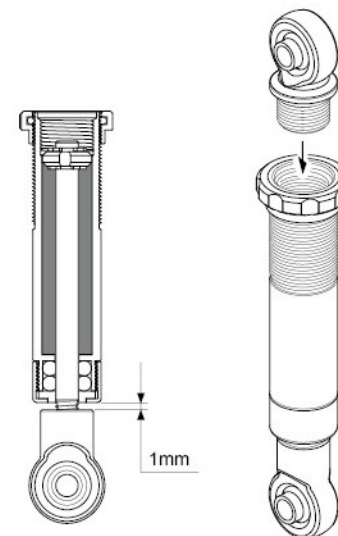
※ The softer above.  
軟彈簧安裝在上面。



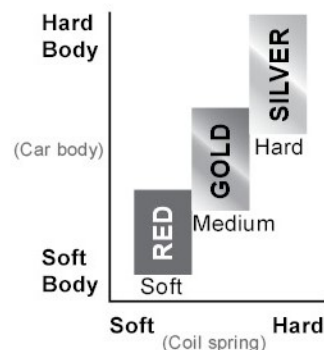
Pull down piston and pour oil into cylinder. Remove air bubbles by slowly moving piston up and down.  
拉下活塞並填入避震油，緩慢上下移動活塞將氣泡移除。



Pull down piston rod 1mm, attach cylinder cap and absorb oil overflow with tissue paper.  
將軸心下拉 1mm 後，蓋上避震器上蓋並以面紙拭去溢出的避震油。

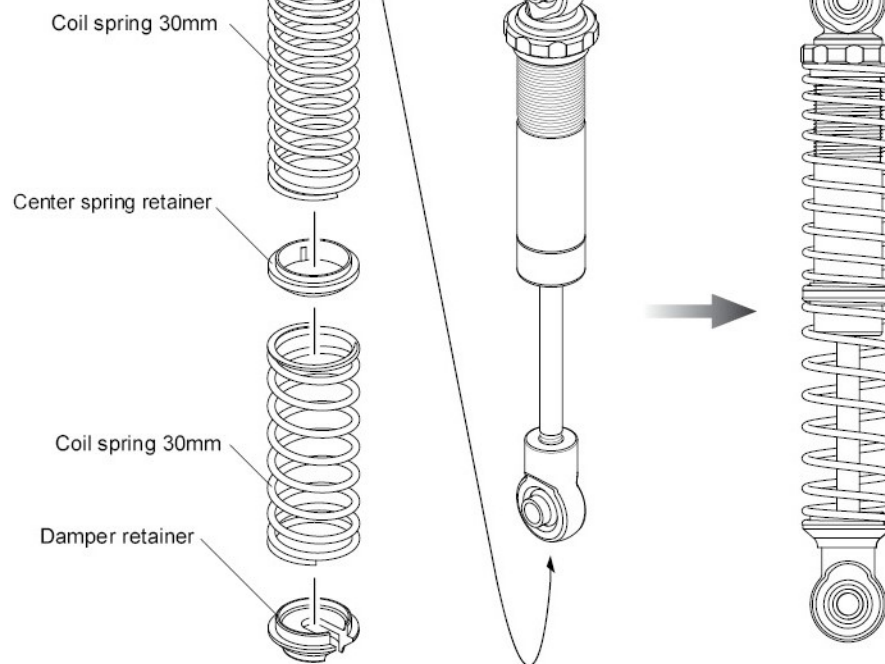


※ Front - gold + silver  
前面裝配金色+銀色  
Rear - red + gold  
後面裝配紅色+金色

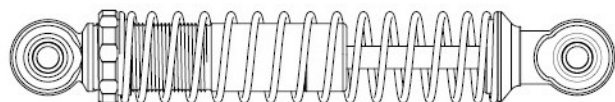


※ Please adjust the spring retainer and spring according to the car height.  
請依車高調整調整彈簧。

※ The softer above.  
軟彈簧安裝在上面。



## OPTIONAL PARTS



TC70 Alum. shocks (black) (4)  
TC70 鋁合金避震器組 (黑) (4)  
820116BK

## SPECIFICATION

Length (Mounting hole to hole): 70mm  
Shock Body Diameter: 9mm  
Spring Diameter: 12mm  
Spring Length: 50mm  
Full Shaft Travel Range: 20mm  
Shaft Diameter: 3mm

M2×8 cap screw ×12  
有頭螺絲

M2.5×14 screw ×16  
圓頭螺絲

2.6×10 Screw ×1  
自攻螺絲

M3×8 screw ×4  
圓頭螺絲

M3×10 screw ×5  
圓頭螺絲

M3×14 screw ×14  
圓頭螺絲

M3×16 screw ×4  
圓頭螺絲

M3×20 screw ×2  
圓頭螺絲

M3×25 screw ×3  
圓頭螺絲

King pin screw ×8  
大王螺絲

MPA Axle ×4  
MPA 輪軸

Wheel axle ×4  
萬向接杆

CVD axle ×4  
輪軸

2×11.8 Shaft ×4  
插銷

3×11.8 Shaft ×8  
插銷

3×6×0.5 Spacer ×4  
墊片

3×8×0.5 Spacer ×1  
墊片

5×7×0.3 Spacer ×2  
墊片

E-clip 2.0 ×2  
E扣

E-clip 3.0 ×4  
E扣

E-clip 4.0 ×2  
E扣

G-clip 12.0 ×4  
G扣

Lock nut M2.5 ×16  
防鬆螺帽

Lock nut M3 ×11  
防鬆螺帽

Cross joint ×4  
連接軸

Bevel gear shaft ×2  
小傘齒軸

3×6×2.5 Bearing ×16  
軸承

4×8×3 Ball bearing ×8  
培林

5×9×3 Ball bearing ×8  
培林

5×10×4 Ball bearing ×6  
培林

8×12×3.5 Ball bearing ×6  
培林

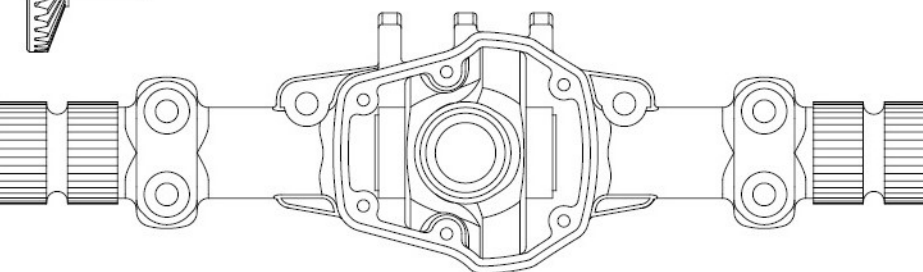
Gear B 14T ×8  
齒輪 B 14T

Gear C 14T ×4  
齒輪 C 14T

Gear 16T ×4  
齒輪 16T

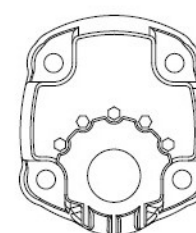
Bevel gear 15T ×2  
小傘齒

Bevel gear 36T ×2  
大傘齒

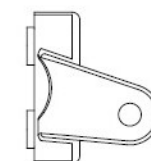


23T Servo horn ×1  
伺服機片

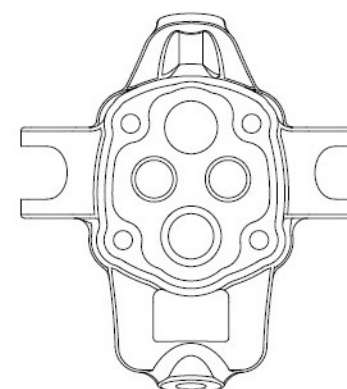
25T Servo horn ×1  
伺服機片



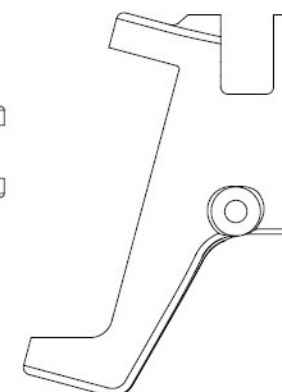
Knuckle cover ×4  
轉向座蓋



Link mount ×4  
下拉桿座



Knuckle ×4  
轉向座



C HUB carrier ×4  
轉向C座

MPA Axle housing ×2  
MPA 車軸殼