

1/8 OFF-ROAD RACING CAR
HYPER *SSe*

1/8 OFF-ROAD RACING CAR
HYPER *SSe*

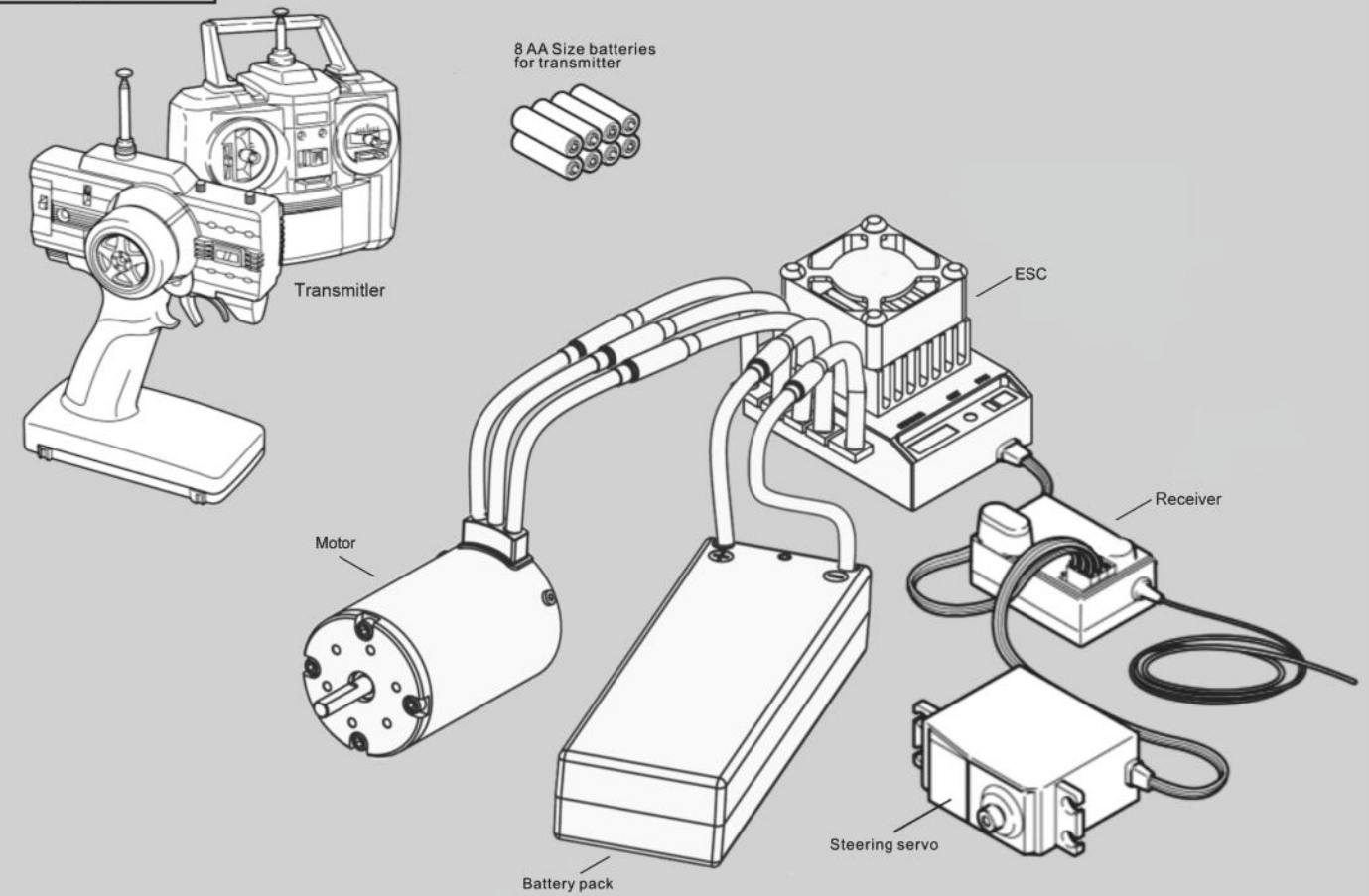
HOBao ENTERPRISING CO.,LTD.
www.hobao-racing.com
[E-Mail:hobao@hobao.com.tw](mailto:hobao@hobao.com.tw)
Made in Taiwan

INSTRUCTION MANUAL
Hobao Racing

HYPERSSe

Required

Radio control equipment set



Tools recommended

Hex wrench
2.5mm

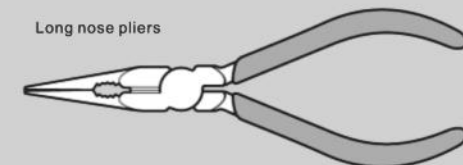
2mm

1.5mm

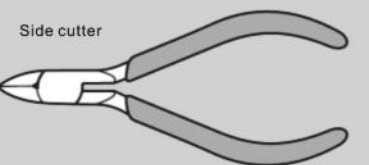
Screwdriver



Long nose pliers



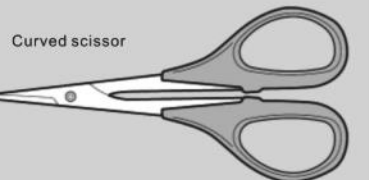
Side cutter



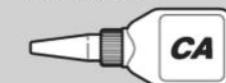
Modeling knife



Curved scissor



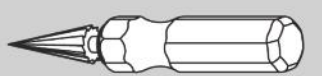
Instant cement



Thread lock



Reamer



Included items

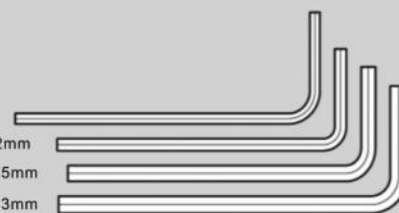
Hex wrench with

1.5mm

2mm

2.5mm

3mm



Wrench



[illegible]

2

87004
4x4mm x1
Set Screw

33312
3x12mm x4
B/H Screw

36001
2.5x13.8mm x2
Pin

36101
5.8x1.9mm x2
O-Ring

84076
8x16x5mm x2
Ball Bearing

87002
4x26.8mm x2
Shaft

87005-1
6.2x13.9x0.3mm x1
Washer

87002

87004

36101

36001

84076

87005-1

87006

87004

84076

87006

33312

36001

36102


36101

87005-1


87338

[illegible]


Front Lower Arm Holder Assembly



33310
3x10mm x2
B/H Screw

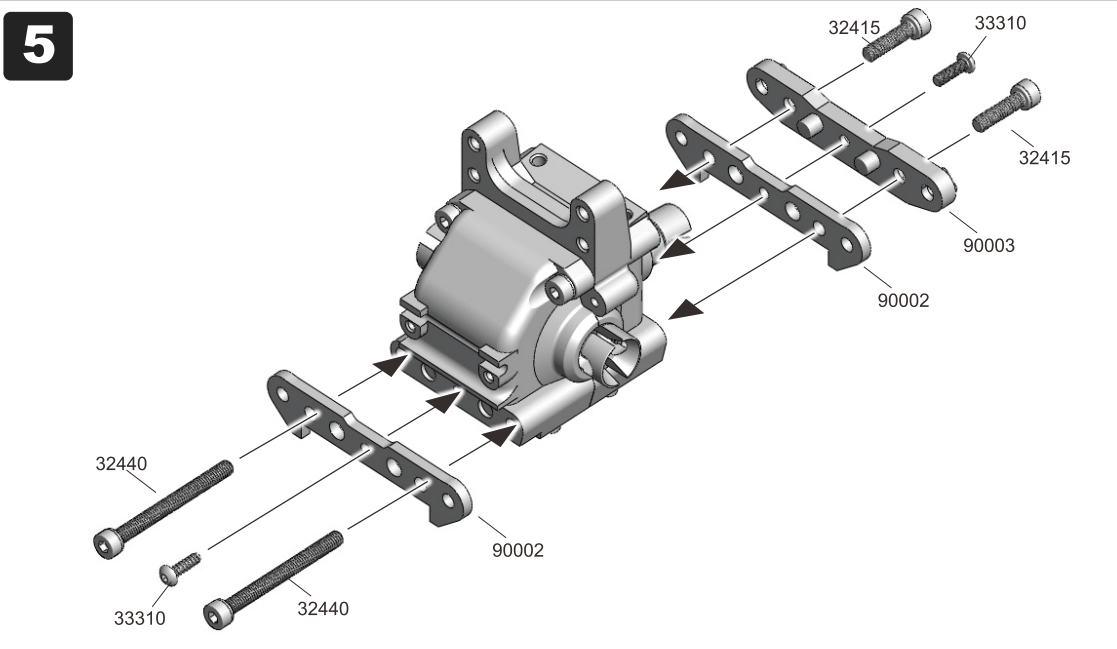


32415
4x15mm x2
Cap Screw




32440
4x40mm x2
Cap Screw

5




32415 32415 33310 33310 90003 90002 90002 32440 32440 33310 32440


Front Shock Tower Assembly




33312
3x12mm x2
B/H Screw




32316
3x16mm x2
Cap Screw



33414
4x14mm x2
B/H Screw

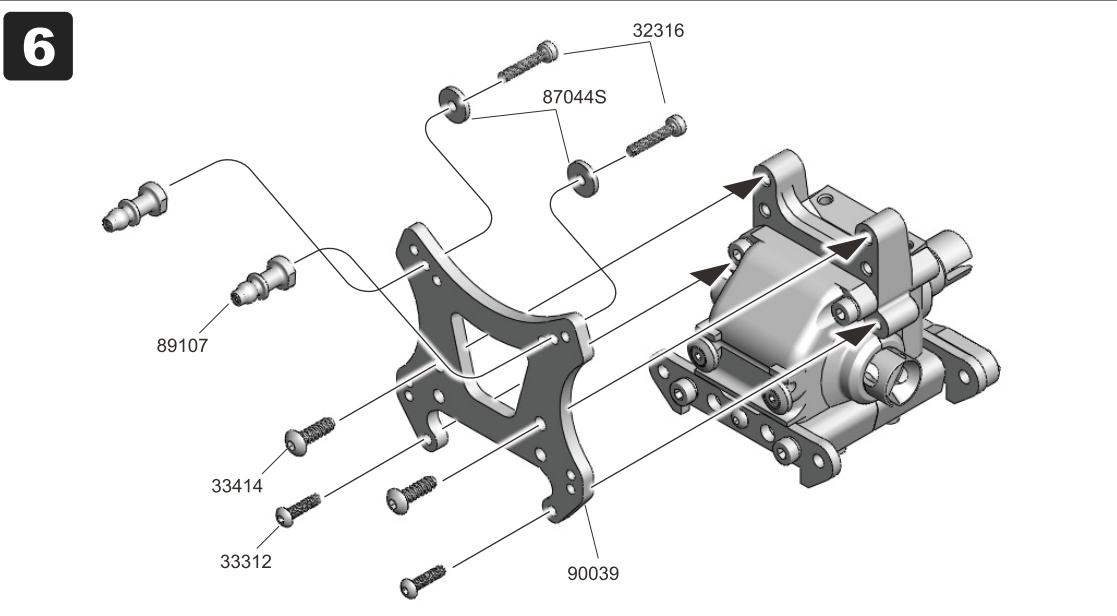


87044S
3x10mm x2
Alum.Washer




89107
6.8mm x2
Shock Ball Stud

6




32316 87044S 89107 33414 33312 90039


Steering Knuckle Assembly




87027
5x5mm x2
Set Screw




90038
3x8mm x4
Set Screw




31318
3x18mm x2
F/H Screw




39008
M3 Nut x2



87027
3x16.8mm x2
Pin

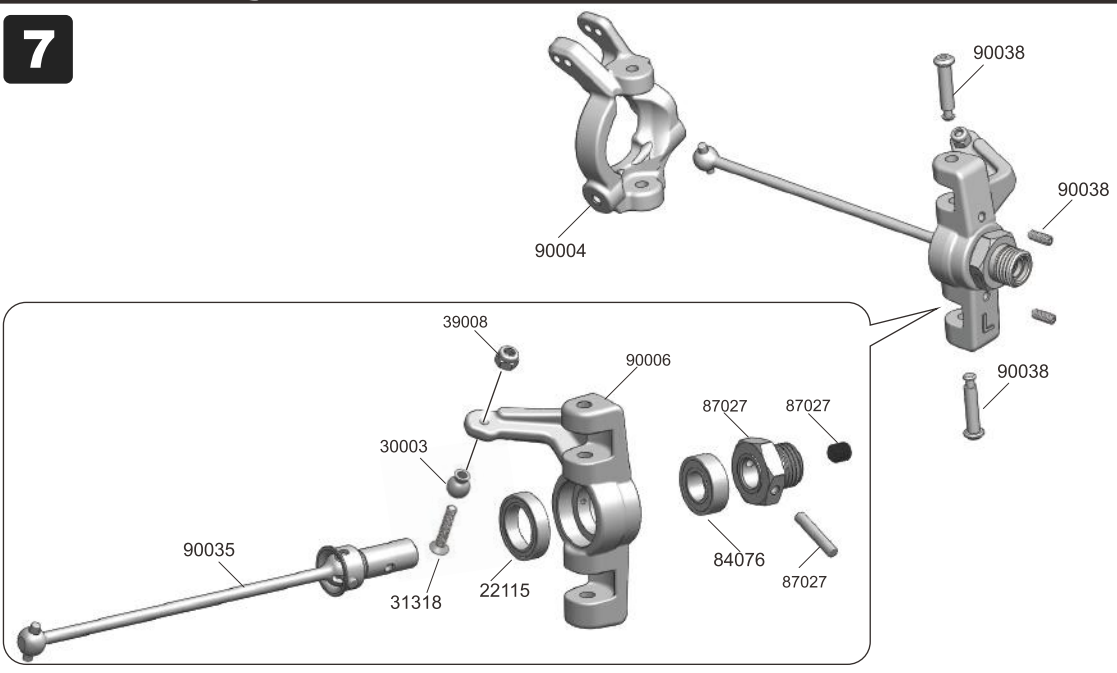


30003
6.8mm x2
Steering Ball




90038
Hinge Pin x4

7




90004 90038 90038 90038 90038 39008 90006 87027 87027 30003 90035 31318 22115 84076 87027


Front Suspension Arm Assembly 1




39008
M3 Nut x2




30002
7.8mm x2
Ball Long




35412
4x12mm x2
B/H Screw



90005
4x18mm x4
B/H Screw

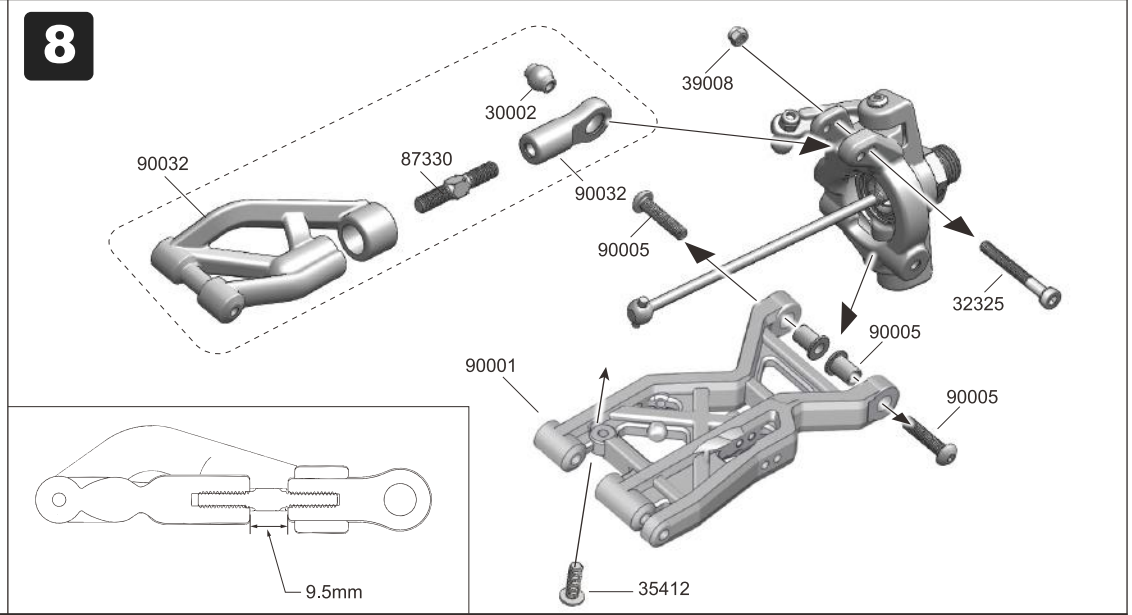


32325
3x25mm x2
Cap Screw




87330
5x31mm x2
Turnbuckle

8




90032 87330 30002 39008 90032 90005 32325 90005 90001 90005 35412 9.5mm


Front Suspension Arm Assembly 2



33414
4x14mm x2
B/H Screw

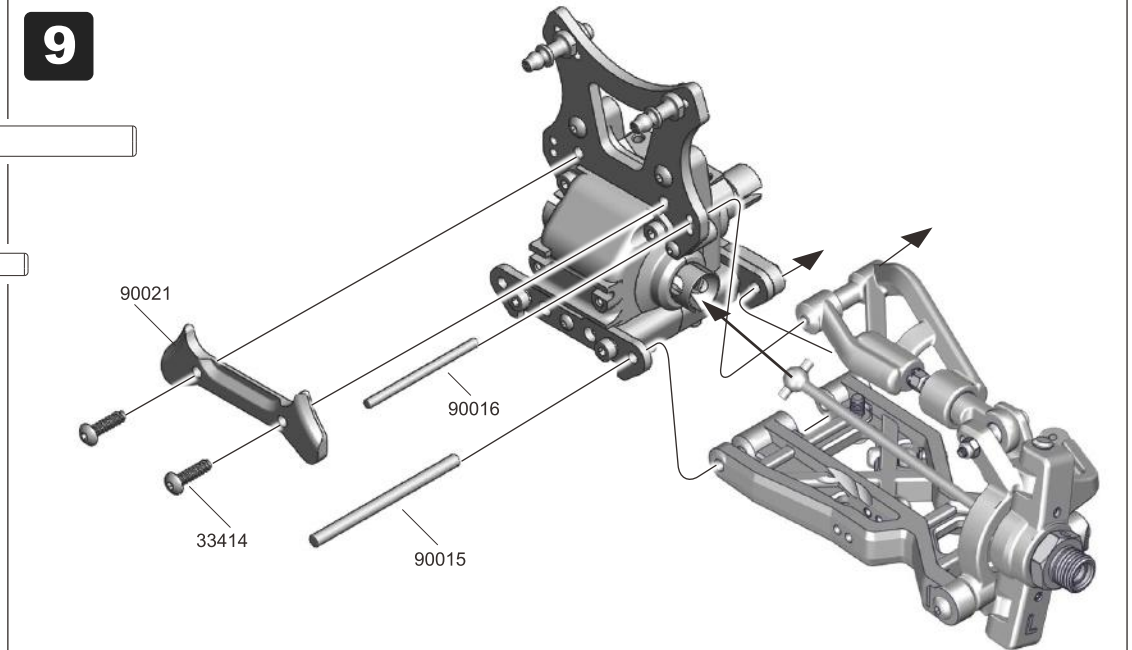


90015
4x63mm x2
Shaft




90016
3x48mm x2
Shaft

9




90021 33414 90016 90015


Front Stabilizer Assembly




90033
3x3mm x2
Set Screw




32306
3x6mm x2
Cap Screw




32320
3x20mm x2
Cap Screw



90033
6.8mm x2
Ball

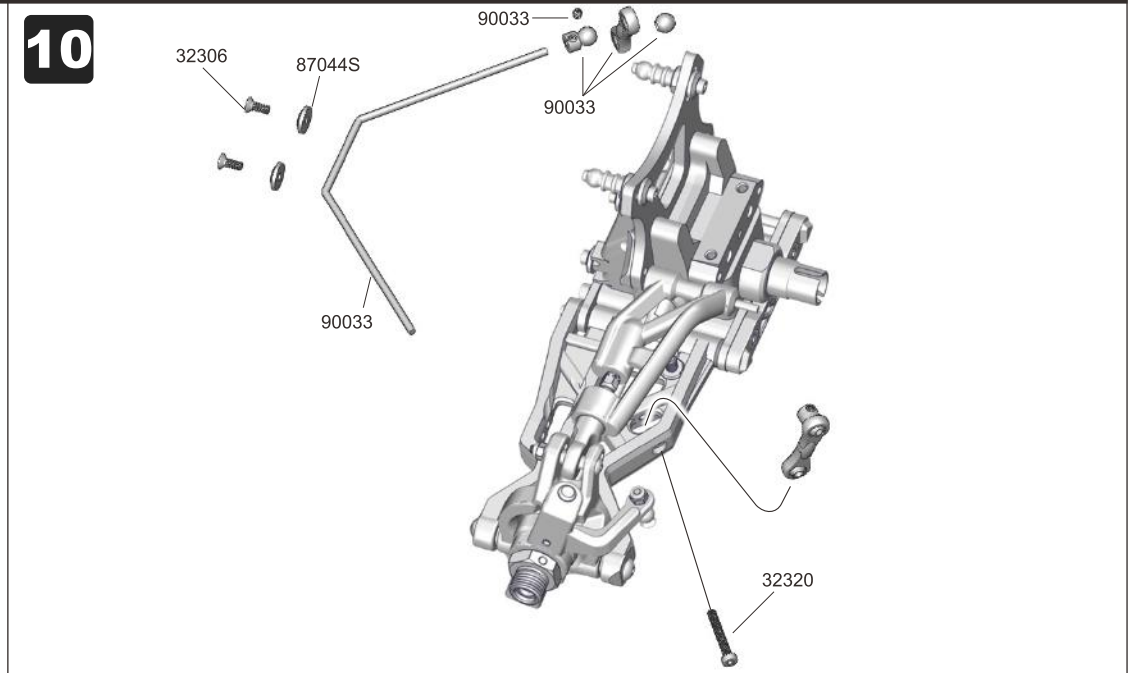


90033
6.8mm x2
Pivot Ball



87044S
3x10mm x2
Alum.Washer

10



32306 87044S 90033 90033 90033 32320

Servo Saver Assembly 1

38303

3x3mm x2

Set Screw

33308

3x8mm x1

B/H Screw

31320

3x20mm x2

F/H Screw

90025

5.8mm x1

Ball Flanged

84078

6x10x3mm x4

Ball Bearing

90050

Ball Flanged x2

90014

Collet x2

11

84078

90014

33308

90025

89037

84078

84078

90014

90014

84078

90014

31320

90050

90037

89039

90014

14.7mm

Servo Saver Assembly 2

33312

3x12mm x3

B/H Screw

35412

4x12mm x2

B/H Screw

31318

3x18mm x2

F/H Screw

12

1

2

90011

33312

90021

90013

35412

Rear Shock Tower Assembly 1

89107

6.8mm x2

Shock Ball Stud

87044S

3x10mm x2

Alum.Washer

32316

3x16mm x2

Cap Screw

33312

3x12mm x2

B/H Screw

13

90011

32316

87044S

89107

90040

33312

Rear Shock Tower Assembly 2

33312

3x12mm x2

B/H Screw

33414

4x14mm x2

B/H Screw

14

33414

33312

Rear Lower Arm Holder Assembly

33310

3x10mm x1

B/H Screw

32415

4x15mm x2

Cap Screw

90022

Adjustable Insert

x2

15

90008

90022

90003

32415

33310

Rear Hub Assembly

87027

5x5mm x2

Set Screw

87027

2.5x16.8mm x2

Pin

84076

8x16x5mm x4

Ball Bearing

16

90010

87037

84076

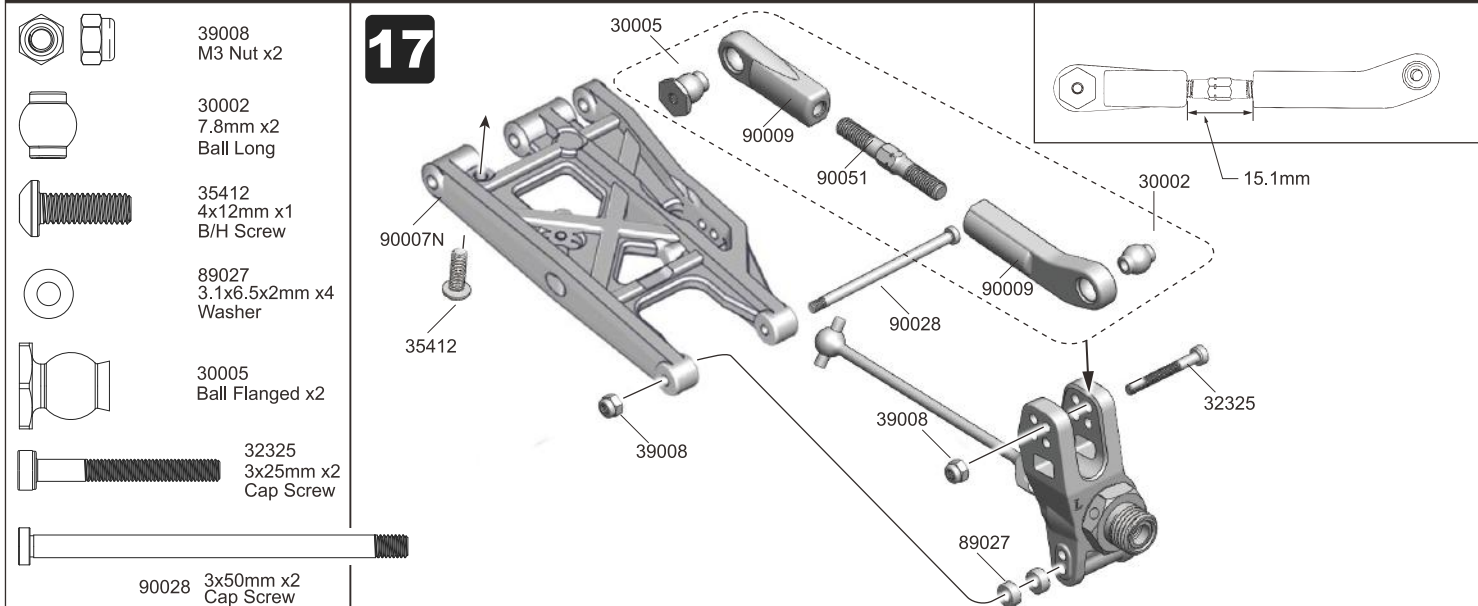
89027

84076

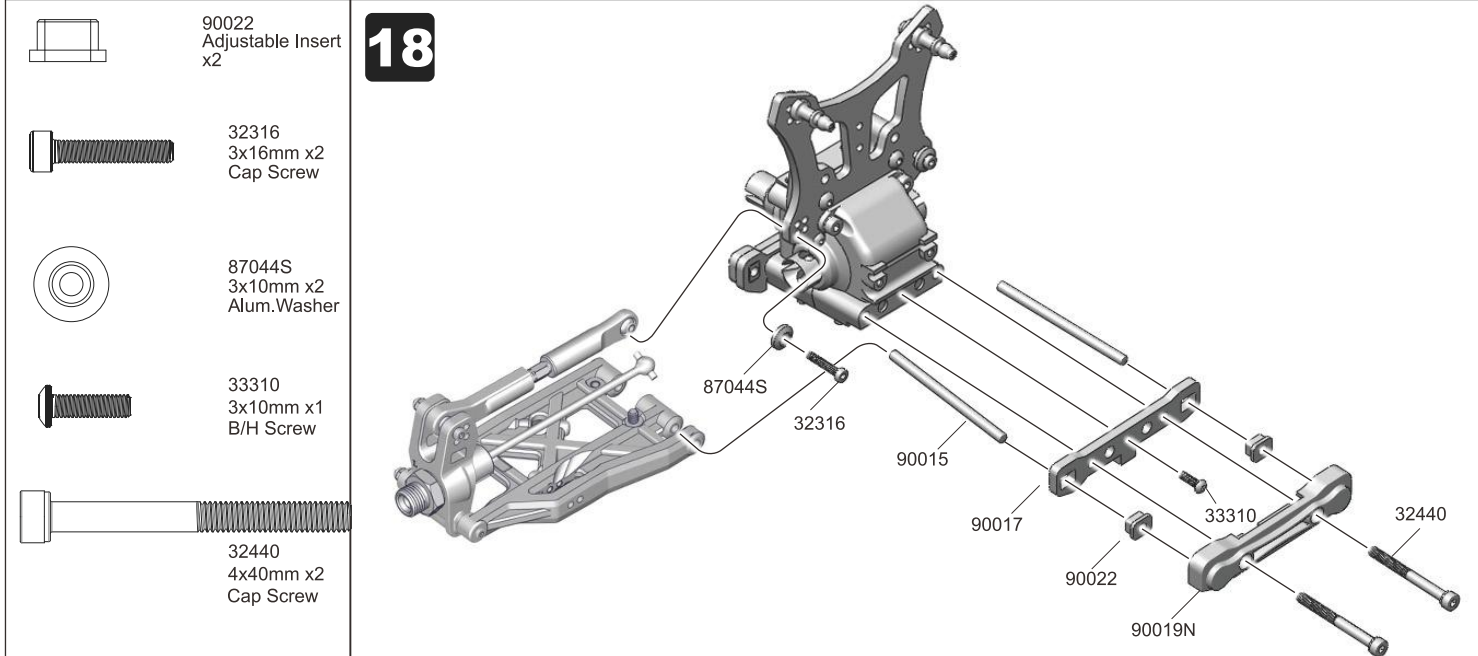
87027

87027

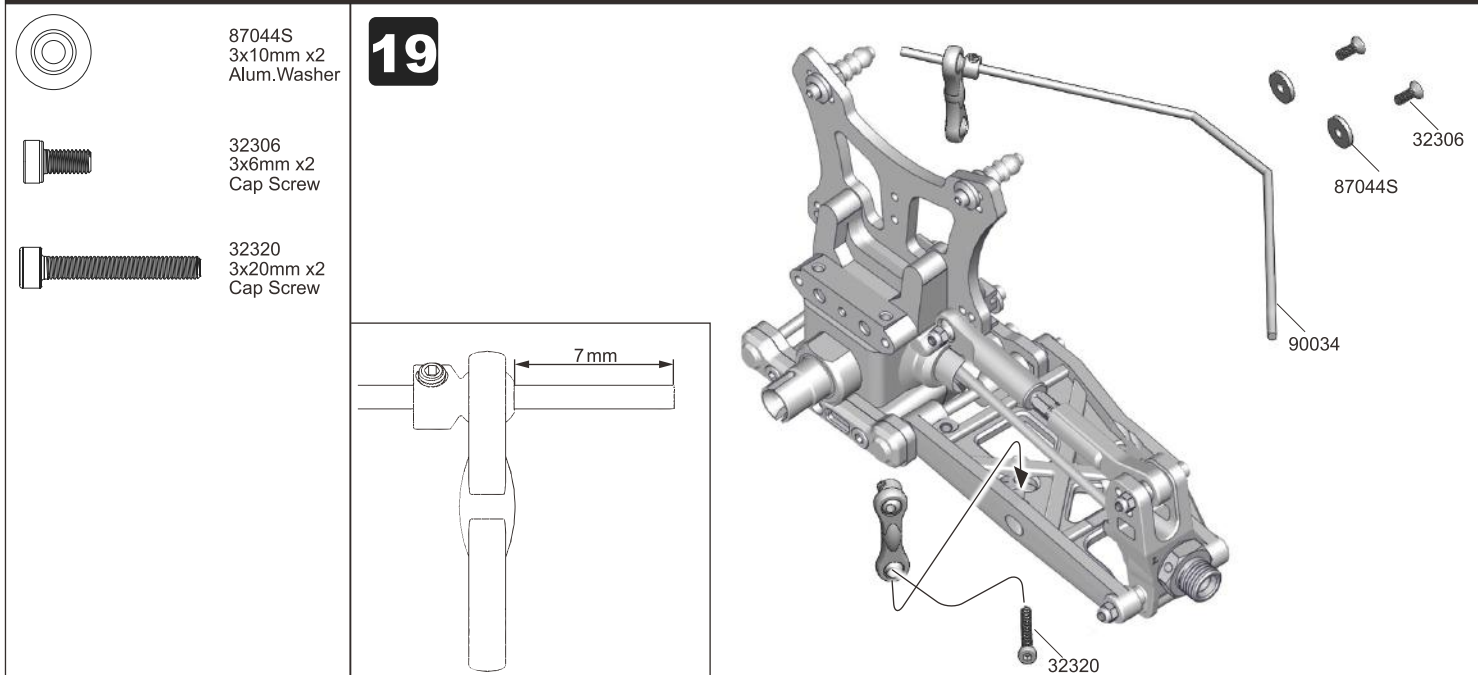
Rear Suspension Arm Assembly 1



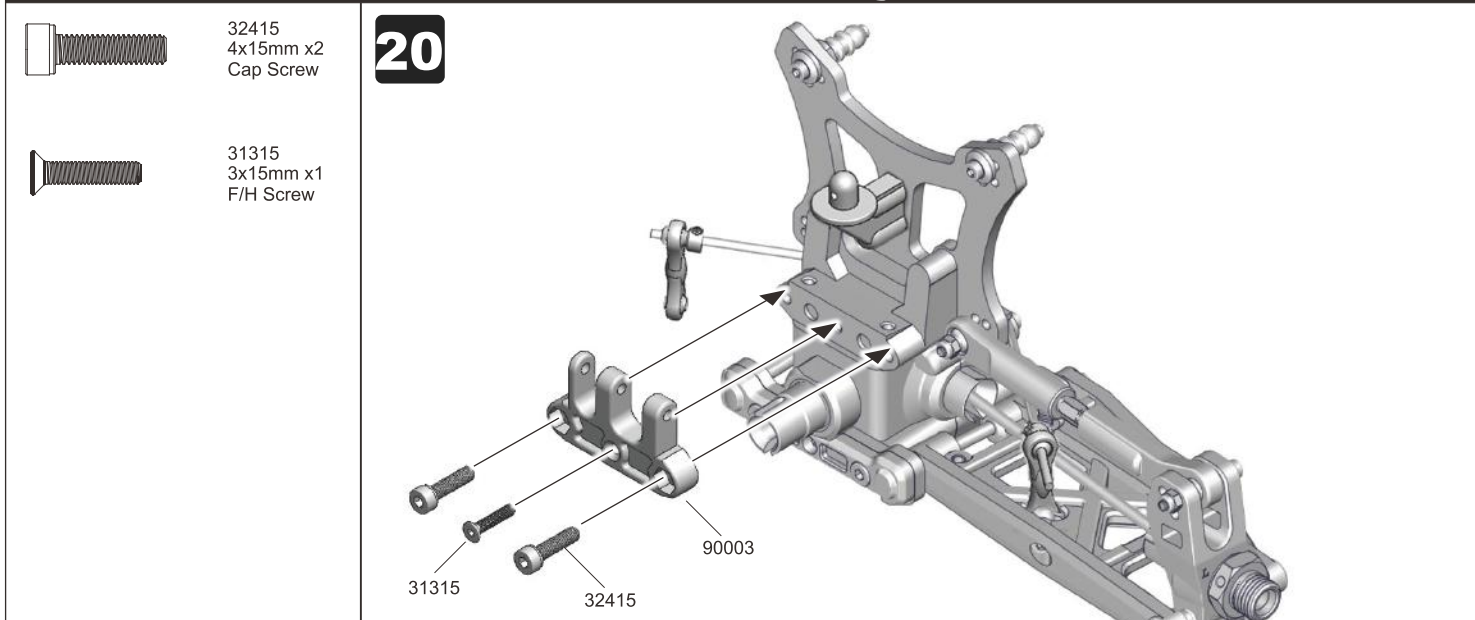
Rear Suspension Arm Assembly 2



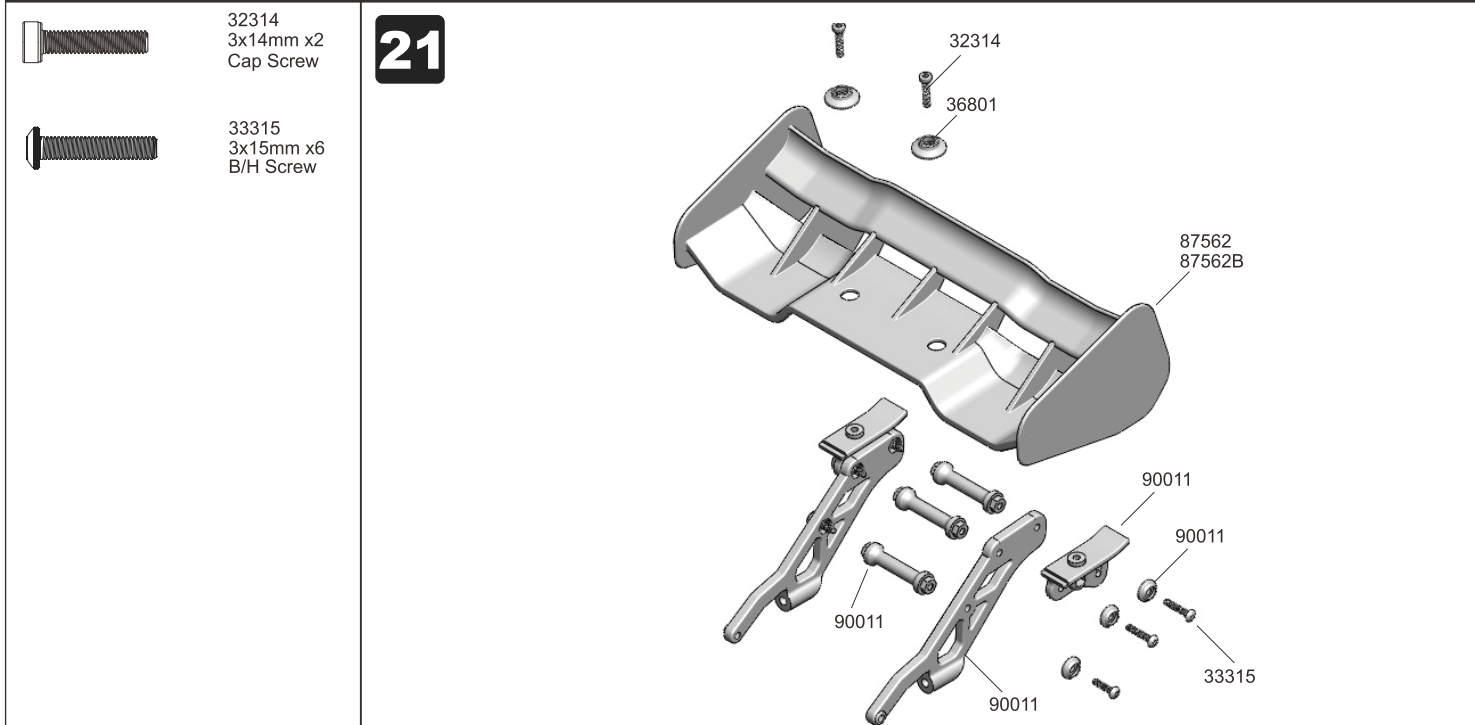
Rear Stabilizer Assembly



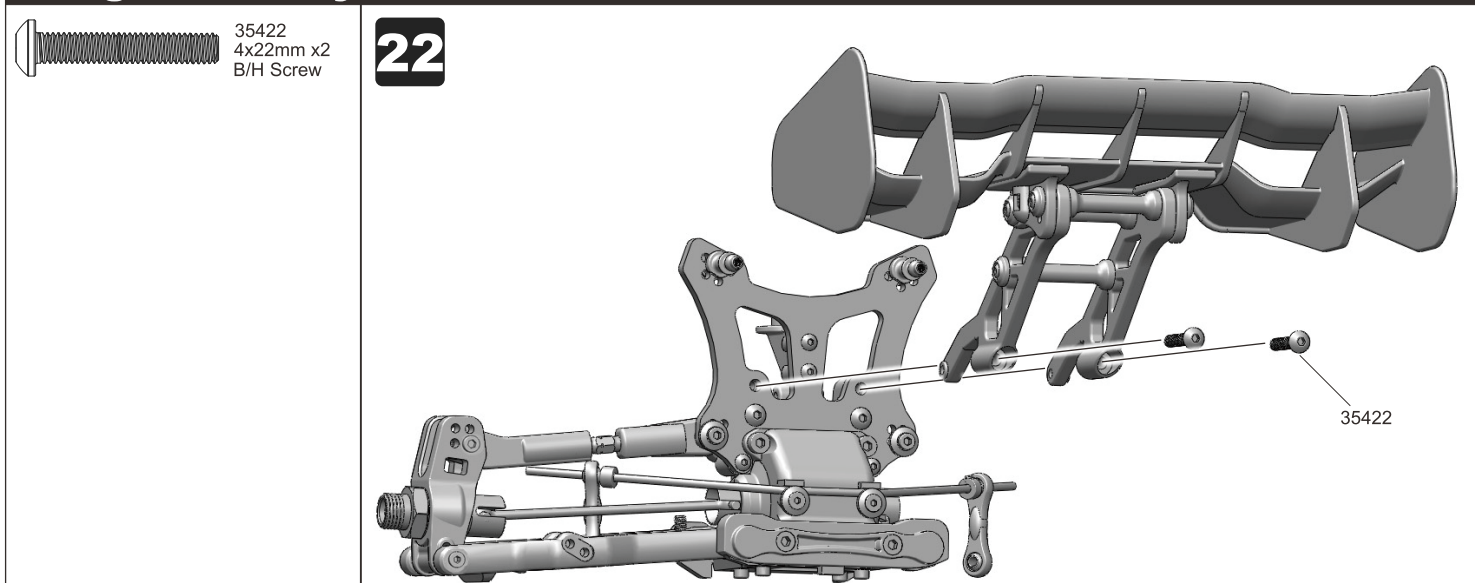
Rear Chassis Stiffener Mount Assembly




Wing Assembly 1




Wing Assembly 2



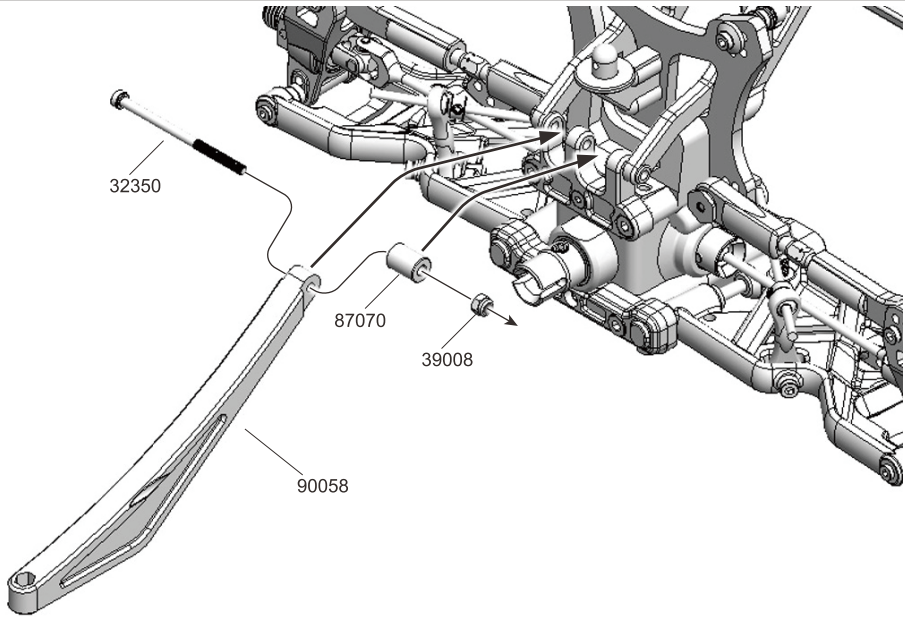
Rear Chassis Stiffener Assembly

- 

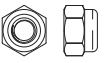
39008
M3 Nut x1
- 


32350
3x50mm x1
Cap Screw


23



Rear Clip Assembly

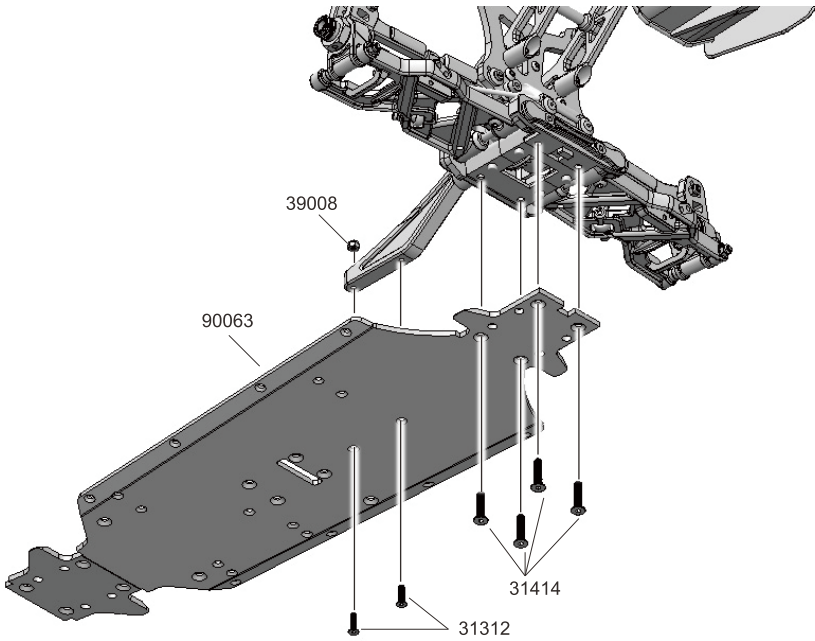
- 

39008
M3 Nut x1
- 

31312
3x12mm x2
F/H Screw
- 

31414
4x14mm x4
F/H Screw

24

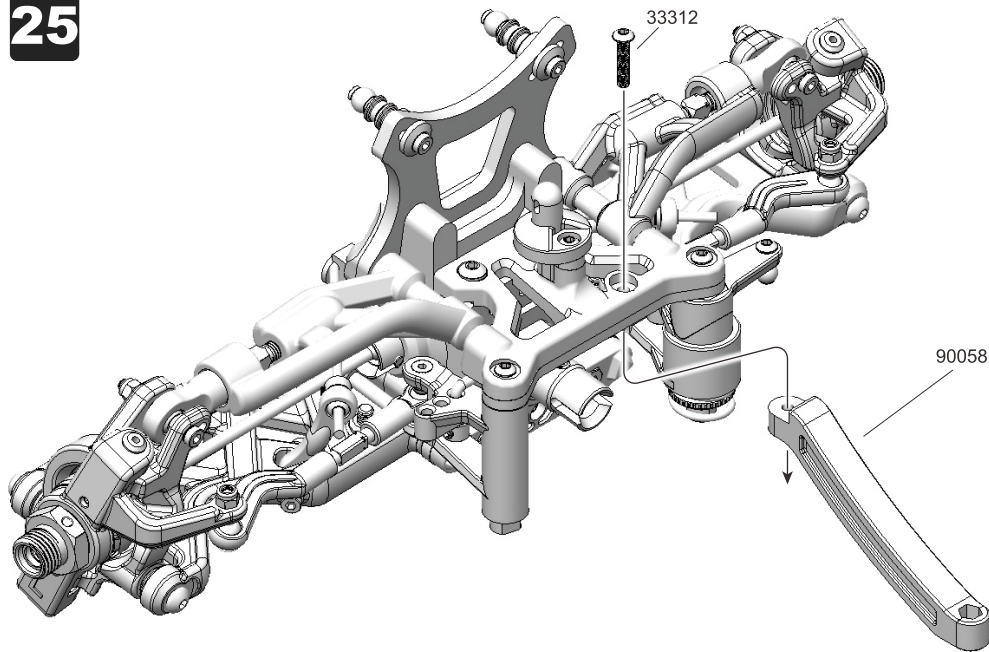


Front Chassis Stiffener Assembly


- 

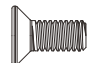
33312
3x12mm x1
B/H Screw

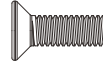
25




Front Clip Assembly

- 

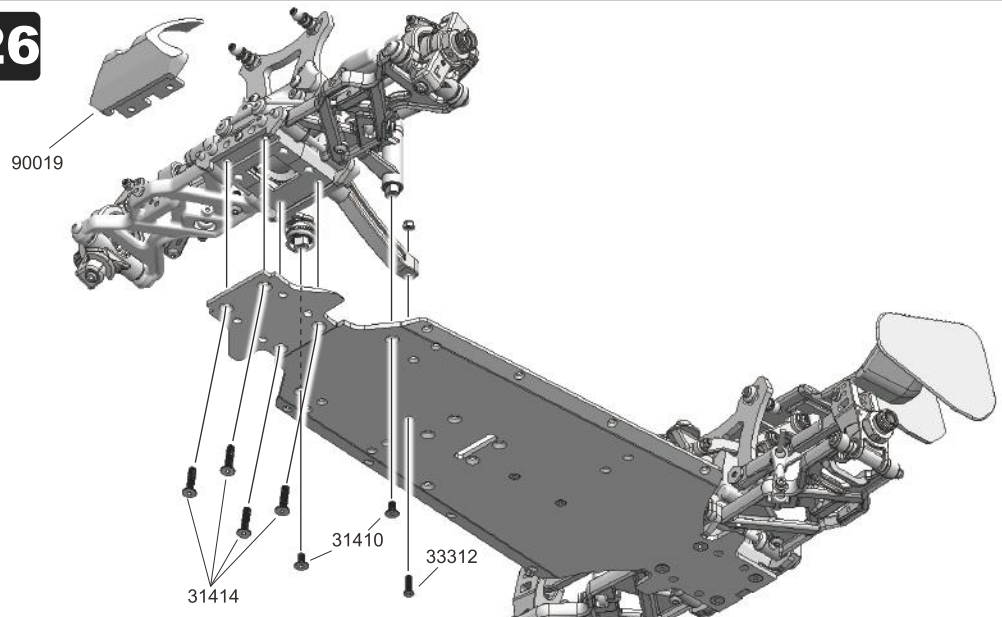
39008
M3 Nut x1
- 

31410
4x10mm x2
F/H Screw
- 


31414
4x14mm x4
F/H Screw
- 


33312
3x12mm x1
B/H Screw


26




Center Differential/Motor Unit Assembly

- 

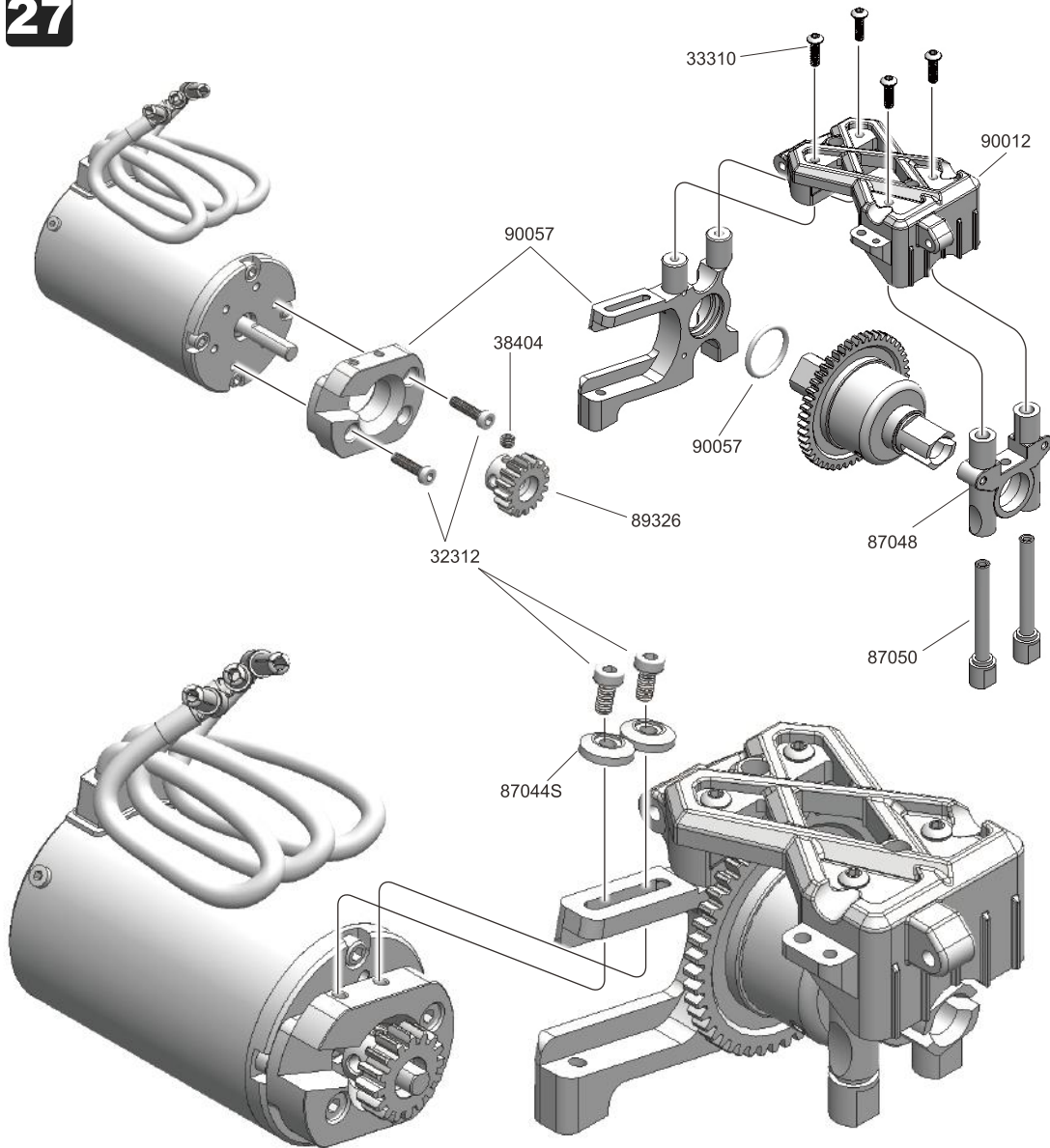
38404
4x4mm x1
Set Screw
- 

33310
3x10mm x4
B/H Screw
- 

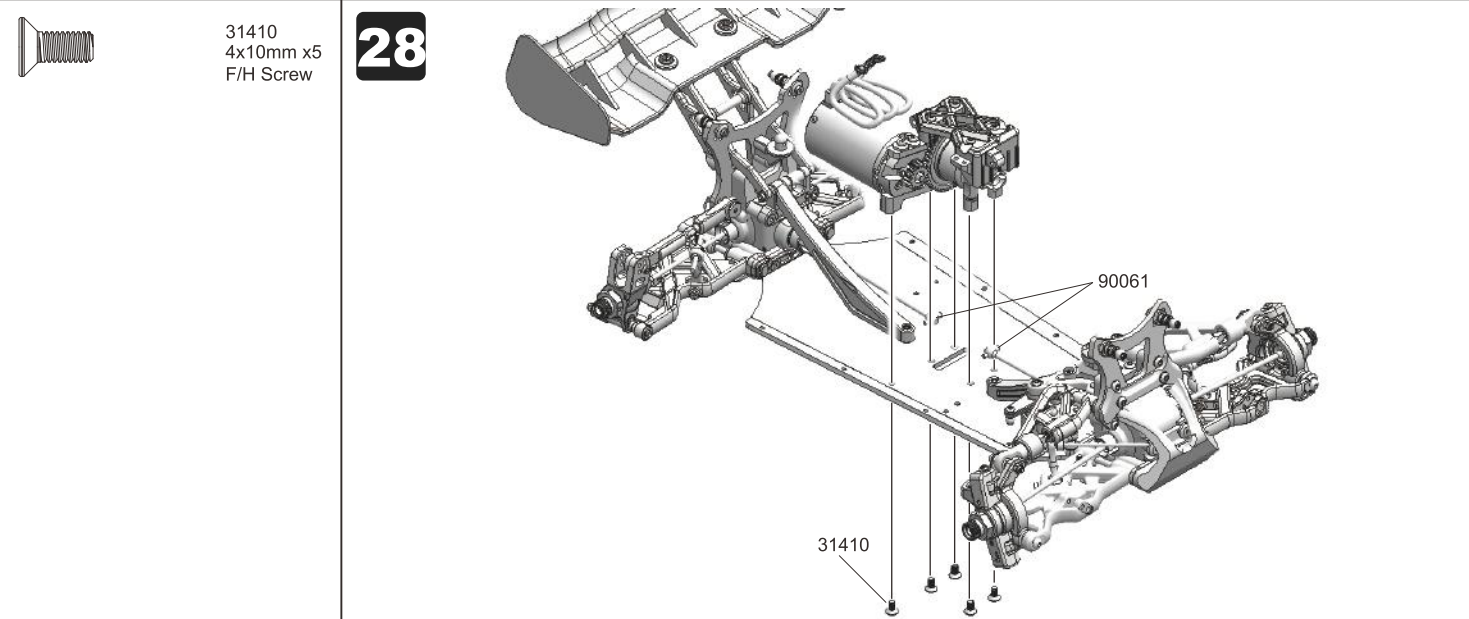
32312
3x12mm x4
Cap Screw
- 

87044S
3x10mm x2
Alum.Washer

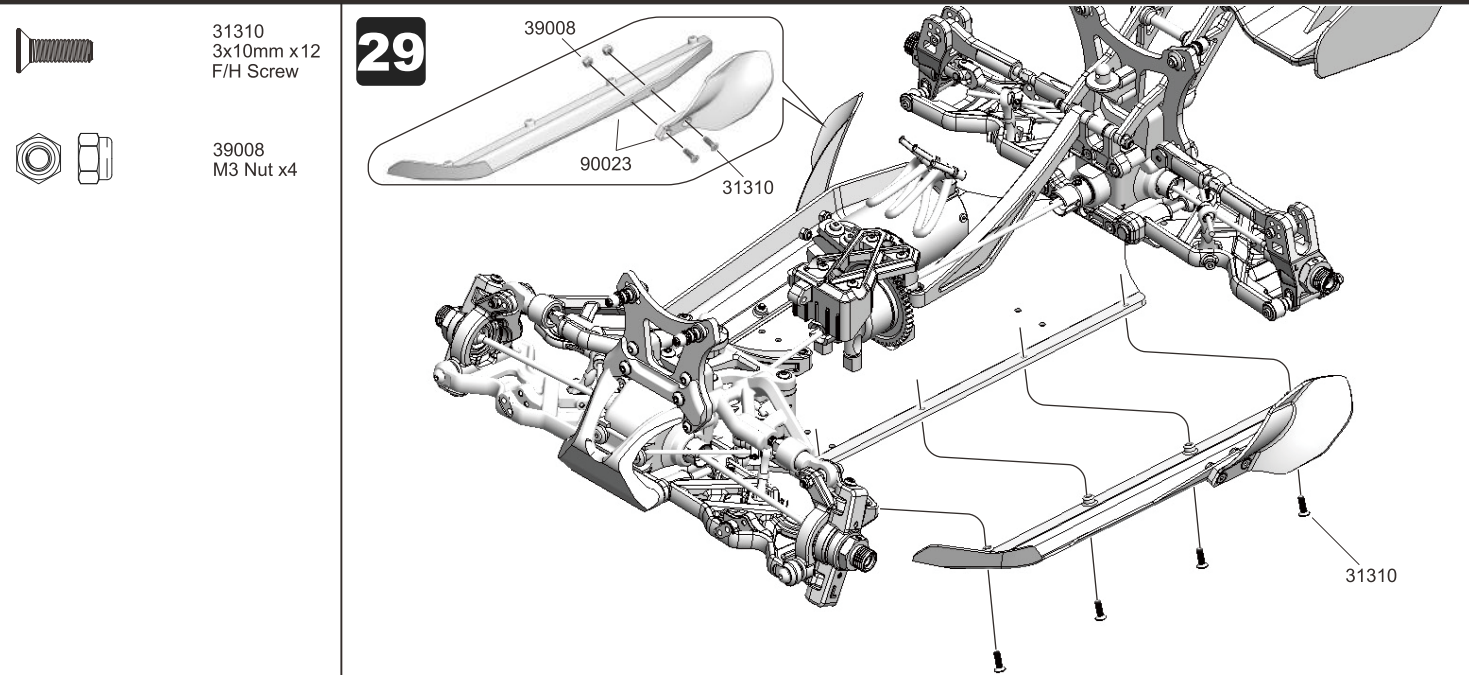
27



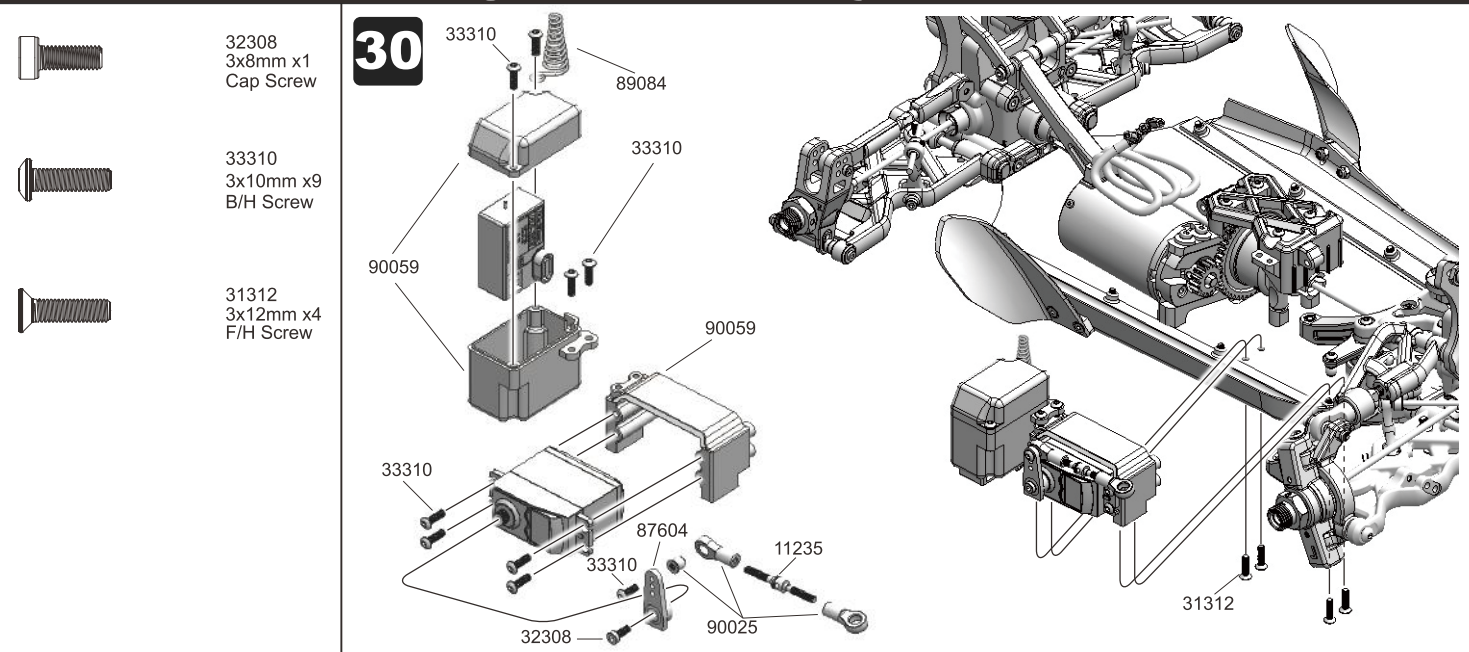
Center Drivetrain Assembly



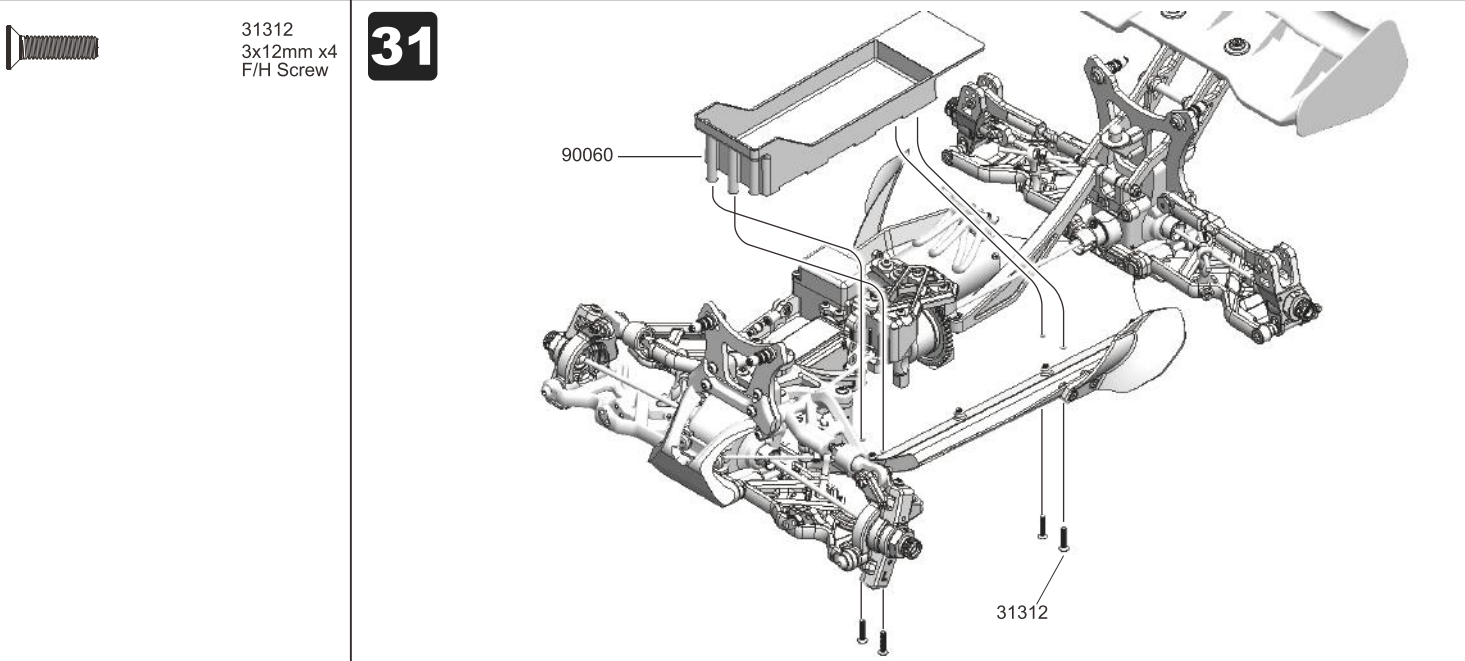
Side Guard Assembly



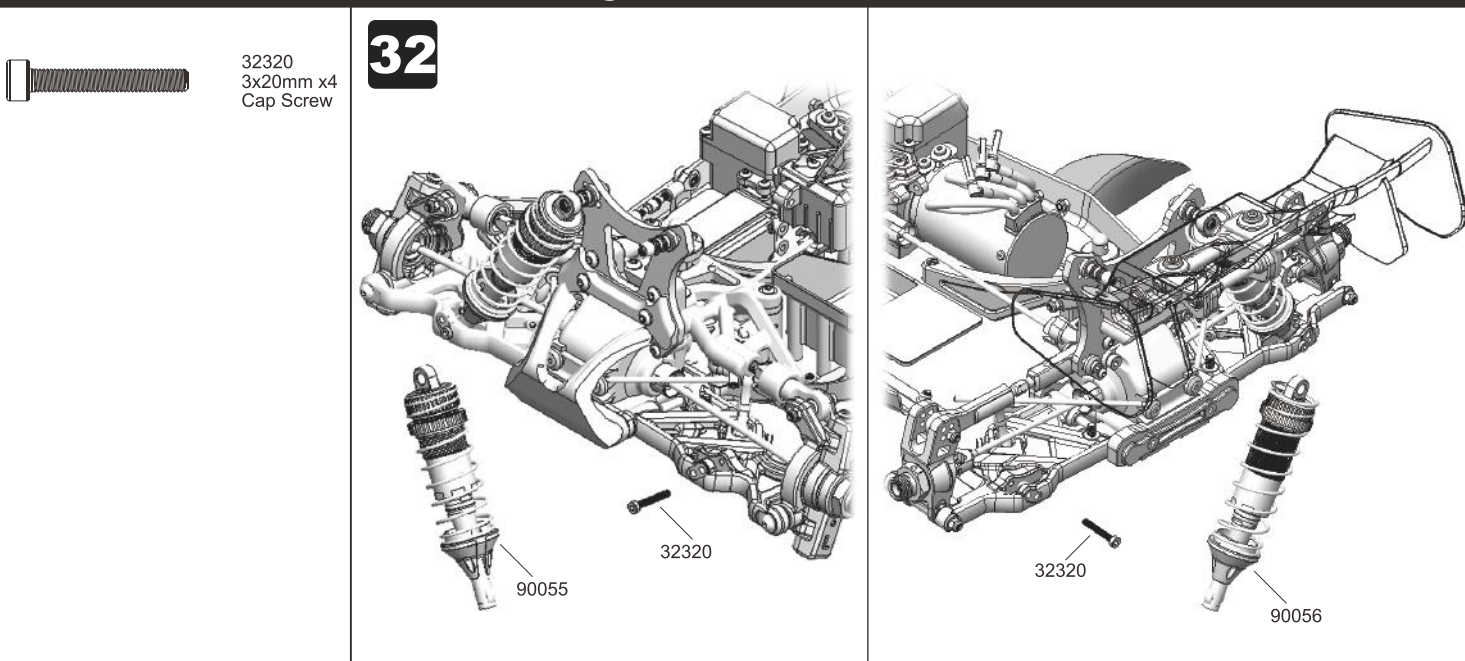
Receiver Box/Steering Servo Assembly



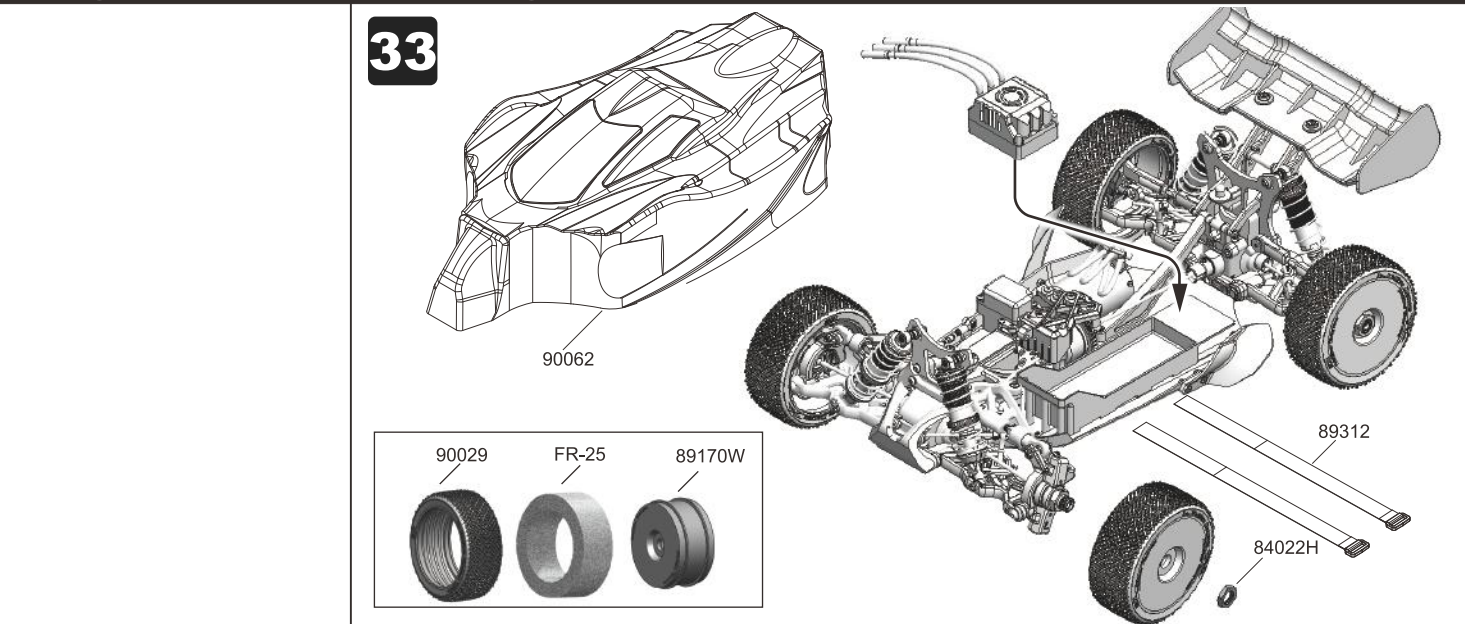
Battery Tray Assembly



Front/Rear Shock Assembly



Body/ESC/Tire Assembly

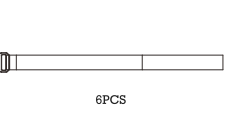
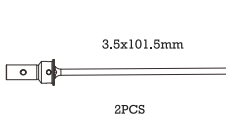
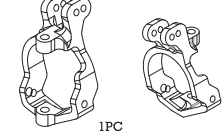
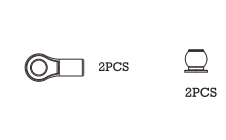
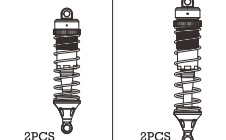
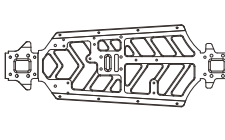
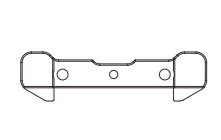
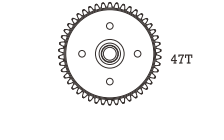
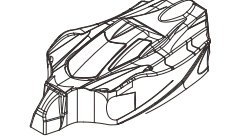
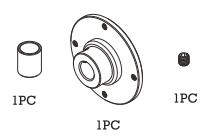

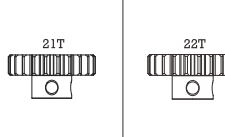
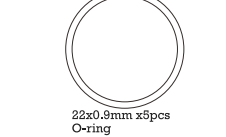
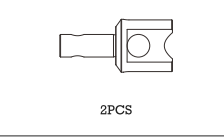
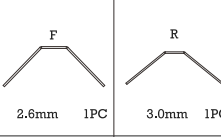
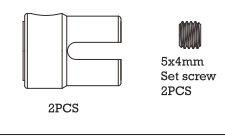
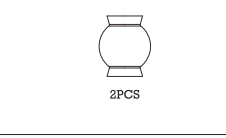
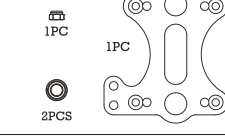

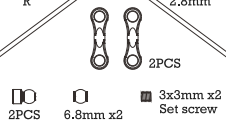
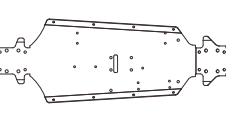


1/8 OFF-ROAD RACING CAR

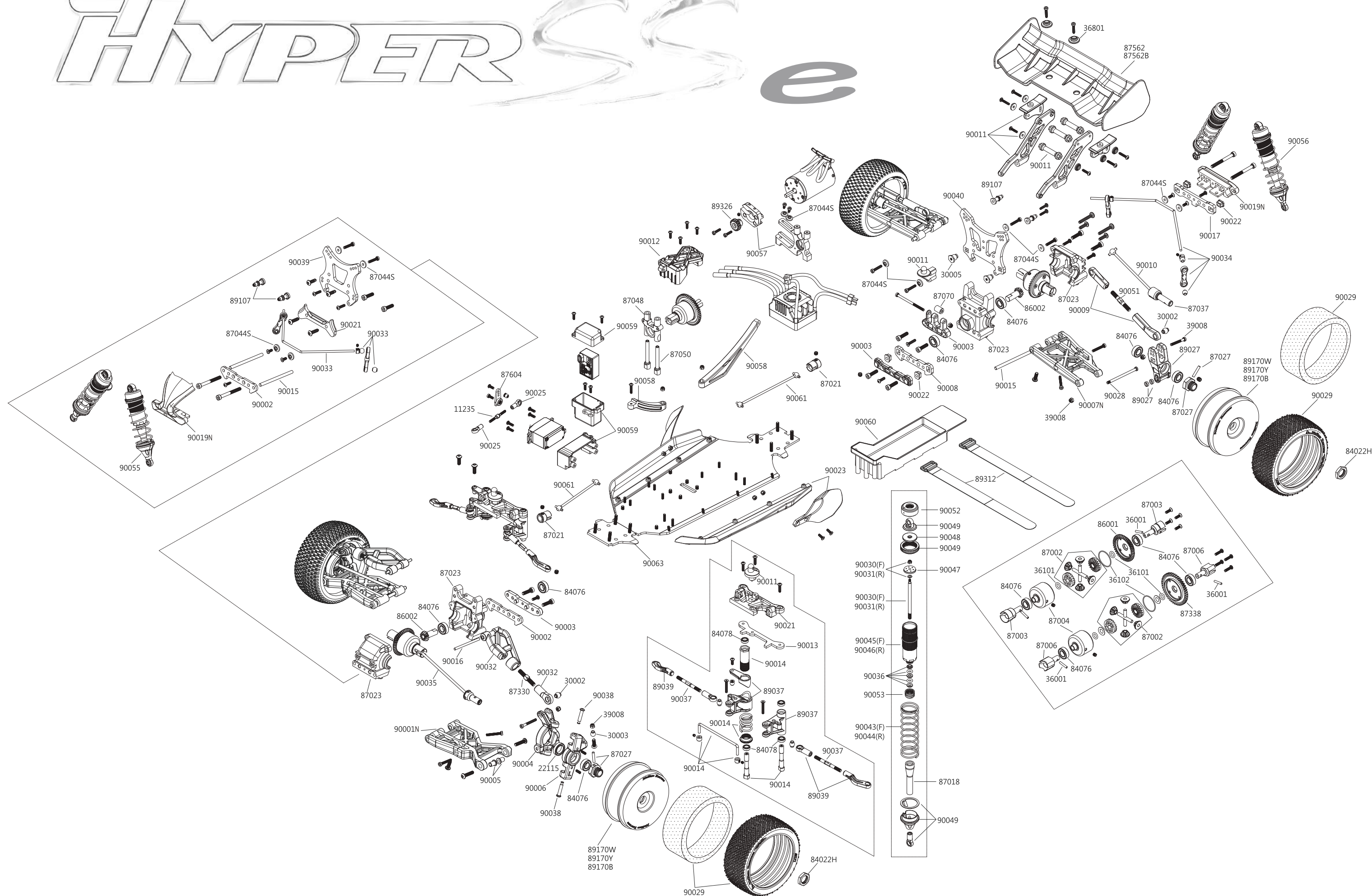
HYPERSS_e

1/8TH SCALE

HYPER SS ELECTRIC PARTS LIST

86001  1PC	87027  2PCS	87562  1PC	87604  1PC	89312  6PCS	90010  2PCS	90022  4PCS	90035  2PCS	90052  2PCS	90053  2PCS	84022H  4PCS	OP-0002  1PC	OP-0021  1PC	OP-0052  1PC		
86002  1PC	87027-1  4PCS	88013  2PCS	90001N  2PCS	90011  1PC	90023  2PCS	90036  20PCS	90054  4PCS	84076  20PCS	84078  16PCS	OP-0003  1PC	OP-0022  1PC	OP-0064  1PC	OP-0065  1PC		
87002  8PCS	87037  2PCS	89027  4PCS	90002  1PC	90012  2PCS	90025  4PCS	90037  2PCS	90038  4PCS	90055  4PCS	90056  4PCS	89326  1PC	30002  4PCS	OP-0004  4PCS	OP-0006  2PCS		
87003  2PCS	87044S  10PCS	89037  1PC	90003  2PCS	90013  4PCS	90028  2PCS	90039  4PCS	90040  4PCS	90057  4PCS	30003  6PCS	30004  4PCS	OP-0007  1PC	OP-0031  3PCS	OP-0068  1PC		
87004  2PCS	87048  2PCS	89039  2PCS	90004  2PCS	90014  7PCS	90029  1PC	90043  4PCS	90044  4PCS	90058  4PCS	30005  4PCS	OP-0009  2PCS	OP-0036  1PC	OP-0037  1PC	OP-0069  9PCS		
87005-1  6PCS	87050  2PCS	89084  3PCS	90005  8PCS	89014  2PCS	90030  2PCS	90045  4PCS	90046  4PCS	90059  4PCS	36001  4PCS	36101  10PCS	OP-0011  1PC	OP-0038  1PC	OP-0039  1PC	87005  1PC	OP-0071  1PC
87006  2PCS	87070  2PCS	89107  4PCS	90006  2PCS	90016  2PCS	90031  2PCS	90047  8PCS	90048  8PCS	90060  4PCS	36102  5PCS	OP-0012  1PC	OP-0045  2PCS	87329  1PC			
87018  4PCS	87330  2PCS	89170W  1PC	90007N  2PCS	90017  1PC	90032  2PCS	90049  4PCS	90061  2PCS	90062  2PCS	36801  4PCS	39008  10PCS	OP-0014  2PCS	OP-0046  2PCS	87329-2  1PC	87329-3  1PC	
87021  4PCS	87338  1PC	89170B  1PC	90008  1PC	90019N  2PCS	90033  8PCS	90050  2PCS	90063  2PCS	11235  2PCS	22115  1PC	OP-0019  3PCS	OP-0049  4PCS	87356  1PC	88036  3PCS		
87023  4PCS	87356-1  1PC	89170Y  1PC	90009  4PCS	90021  2PCS	90034  8PCS	90051  2PCS	90063  1PC	OP-0001  6PCS	OP-0020  1PC	OP-0050  1PC	89147  1PC	89635  1PC			

HYPER SS e





PARTS LIST

1/8TH SCALE RACING BUGGY

STANDARD PARTS		90014	SERVO SAVER SET	84022H	WHEEL HEX NUT
86001	CROWN GEAR 43T	90015	PIN 4x63MM	84076	BEARING 8x16x5MM
86002	DIFFERENTIAL PINION GEAR 11T	90016	PIN 3x48MM	84078	BEARING 6x10x3MM
87002	BEVEL GEAR SET	90017	REAR LOWER ALUM ARM HOLDER - B PLATE	89326	1/8 BRUSHLESS MOTOR GEAR - 16T - 5MM
87003	DIFFERENTIAL OUTDRIVE CUP	90019	FRONT/REAR BUMPER SET	30002	BALL LONG 7.8MM
87004	DIFFERENTIAL CASE	90021	FRONT TOP PLATE HOLDER	30003	STEERING BALL 6.8MM
87005-1	SPACER 6.2x13.9x0.3MM	90022	ADJUSTABLE INSERT SET	30004	BALL 6.8MM
87006	CENTER DIFFERENTIAL OUTDRIVE CUP	90023	SIDE GUARD/MUD DEFLECTOR	30005	BALL FLANGED 7.8MM
87018	SHOCK BOOTS	90025	BALL END/BALL FLANGED 5.8MM	36001	PIN 2.5x13.8MM
87021	OUTDRIVE CUP	90028	SCREW M3x50MM	36101	O-RING 5.8x1.9MM
87023	GEAR BOX	90029	"L" PATTERN TIRE-NBR	36102	O-RING 22x0.9MM
87027	WHEEL HUB SET	90030	FRONT SHOCK SHAFT	36801	ALUM COLLAR
87027-1	PIN 2.5x16.8MM	90031	REAR SHOCK SHAFT	39008	M3 NYLON NUT
87037	AXLE CUP	90032	FRONT UPPER ARM SET	11235	TURNBUCKLE 3x36.5MM
87044S	ALUM COLLAR	90033	FRONT STABILIZER SET	22115	BEARING 12x18x4MM
87048	CENTER DIFFERENTIAL MOUNT	90034	REAR STABILIZER SET		
87050	CENTER DIFFERENTIAL MOUNT POST	90035	CVD SHAFT		
87070	REAR CHASSIS STIFFENER SCREW SET	90036	SHOCK ABSORBER REPAIR SET		
87330	TURNBUCKLE M5x31	90037	TURNBUCKLE 4x40MM		
87338	CENTER SPUR GEAR 48T	90038	HINGE PIN		
87356-1	FRONT ANTI-ROLL BAR 2.5MM	90039	FRONT SHOCK TOWER		
87562/B	REAR WING - WHITE/BLACK	90040	REAR SHOCK TOWER		
87604	SERVO HORN	90043	FRONT SHOCK SPRING		
89027	REAR HUB SET	90044	REAR SHOCK SPRING		
89037	SERVO SAVER ARM SET	90045	FRONT SHOCK BODY		
89039	NYLON STEERING BALL END 6.8MM	90046	REAR SHOCK BODY		
89084	ANTENNA PIPE AND POST	90047	SHOCK PISTON		
89107	SHOCK BALL STUD 6.8MM	90048	SHOCK BLADDER		
89170W/B/Y	REVO WHEEL - WHITE/BLACK/YELLOW	90049	SHOCK NYLON SET		
89312	MAGIC STRIP	90050	BALL FLANGED 6.8MM		
90001	FRONT LOWER ARM SET	90051	TURNBUCKLE 5x38MM		
90002	FRONT LOWER ALUM ARM HOLDER - A PLATE	90052	SHOCK CAP TOP		
90003	FRONT/REAR LOWER NYLON ARM HOLDER - C PLATE	90053	SHOCK CAP BOTTOM		
90004	L/R C-HUB SET	90054	FRONT/REAR SHOCK ABSORBER SET		
90005	C-HUB BUSHING	90055	FRONT SHOCK ABSORBER SET		
90006	STEERING KNUCKLE SET	90056	REAR SHOCK ABSORBER SET		
90007	REAR LOWER ARM SET	90057	MOTOR MOUNT		
90008	REAR LOWER ALUM ARM HOLDER - A PLATE	90058	FRONT/REAR CHASSIS STIFFENER SET		
90009	REAR SUSPENSION ARM BALL END 7.8MM	90059	RECEIVER BOX & SERVO MOUNT		
90010	AXLE	90060	BATTERY TRAY		
90011	WING MOUNT SET	90061	FRONT/REAR CENTER DRIVE SHAFT SET		
90012	CENTER DIFFERENTIAL TOP PLATE/AIR FILTER HOLDER	90062	HYPER SS ELECTRIC PAINTED BODY		
90013	FRONT ALUM TOP PLATE	90063	CHASSIS		

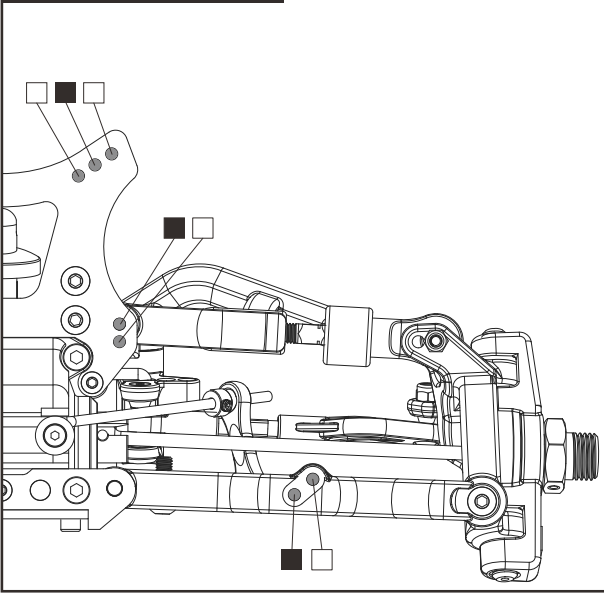
<div>  <div> PARTS LIST 1/8TH SCALE RACING BUGGY </div> </div>				
SCREWS		OPTIONAL PARTS		
31310	M3 X 10 FLAT HEAD SCREW	OP-0001	WHEEL HEX	
31312	M3 X 12 FLAT HEAD SCREW	OP-0002	CNC STEERING KNUCKLE SET	
31315	M3 X 15 FLAT HEAD SCREW	OP-0003	CNC L/R C-HUB SET	
31318	M3 X 18 FLAT HEAD SCREW	OP-0004	LIGHT WEIGHT DIFFERENTIAL OUTDRIVE CUP	
31320	M3 X 20 FLAT HEAD SCREW	OP-0006	CNC CENTER DIFFERENTIAL MOUNT	
31410	M4 X 10 FLAT HEAD SCREW	OP-0007	CENTER SPUR GEAR 47T	
31414	M4 X 14 FLAT HEAD SCREW	OP-0009	REAR UNIVERSAL DRIVE SHAFT	
32306	M3 X 6 CAP HEAD SCREW	OP-0011	LIGHT WEIGHT CNC FRONT SHOCK TOWER	
32308	M3 X 8 CAP HEAD SCREW	OP-0012	LIGHT WEIGHT CNC REAR SHOCK TOWER	
32312	M3 X 12 CAP HEAD SCREW	OP-0014	LIGHT WEIGHT CENTER DIFFERENTIAL OUTDRIVE CUP	
32314	M3 X 14 CAP HEAD SCREW	OP-0019	ACKERMAN ROD SET	
32316	M3 X 16 CAP HEAD SCREW	OP-0020	DUAL BATTERY LAYOUT SET	
32320	M3 X 20 CAP HEAD SCREW	OP-0021	CENTER UNIVERSAL DRIVE SHAFT SET	
32325	M3 X 25 CAP HEAD SCREW	OP-0022	CHASSIS FOR OP-0020	
32350	M3 X 50 CAP HEAD SCREW	OP-0028	CNC LIGHT WEIGHT CHASSIS	
32415	M4 X 15 CAP HEAD SCREW	OP-0031	HYPER SS ELECTRIC CLEAR BODY	
32440	M4 X 40 CAP HEAD SCREW	OP-0036	1/8 MOTOR GEAR - 19T - 5MM	
33308	M3 X 8 BUTTON HEAD SCREW	OP-0037	1/8 MOTOR GEAR - 20T - 5MM	
33310	M3 X 10 BUTTON HEAD SCREW	OP-0038	1/8 MOTOR GEAR - 21T - 5MM	
33312	M3 X 12 BUTTON HEAD SCREW	OP-0039	1/8 MOTOR GEAR - 22T - 5MM	
33315	M3 X 15 BUTTON HEAD SCREW	OP-0045	FRONT SHOCK SPRING-ORANGE	
33414	M4 X 14 BUTTON HEAD SCREW	OP-0046	REAR SHOCK SPRING-ORANGE	
35412	M4 X 12 BUTTON HEAD SCREW	OP-0049	CNC CENTER DIFF. TOP PLATE FOR SS EP & GTB EP/GP	
35418	M4 X 18 BUTTON HEAD SCREW	OP-0050	CNC F/R CHASSIS STIFFENER SET	
35422	M4 X 22 BUTTON HEAD SCREW	OP-0052	CNC CENTER DIFF. MOUNT SET	
38303	M3 X3 SET SCREW	OP-0064	CNC REAR LOWER ALUM ARM HOLDER 2°-3°-4° - B PLATE	
38308	M3 X8 SET SCREW	OP-0065	CNC REAR LOWER ALUM ARM HOLDER 2.5°-3.5°-4.5° - B PLATE	
38404	M4 X4 SET SCREW	OP-0066	CNC REAR LOWER ALUM ARM HOLDER - A PLATE	
38504	M5 X 4 SET SCREW	OP-0068	GEAR HOLDER FOR CENTER SOLID AXLE	
38505	M5 X5 SET SCREW	OP-0069	CENTER SOLID AXLE SET FOR HYPER 7/SS	
39008	M3 NYLON NUT	OP-0071	CENTER DRIVE SHAFT FOR SS EP SOLID AXLE SYSTEM	
		87005	CENTER SPUR GEAR 46T	
		87329	FRONT ANTI-ROLL BAR 2.4MM	
		87329-2	FRONT ANTI-ROLL BAR 2.6MM	
		87329-3	REAR ANTI-ROLL BAR 3.0MM	
		87356	FRONT ANTI-ROLL BAR 2.3MM	
		88036	CNC WING MOUNT POST	
		89147	CNC REAR WHEEL HUB	
		89635	CNC FUTABA SERVO HORN	



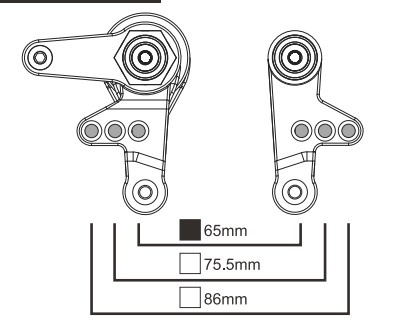
Setup Sheet

Driver : _____ Track : _____ Event : _____
Date : _____ Track Condition : _____

Front Suspension

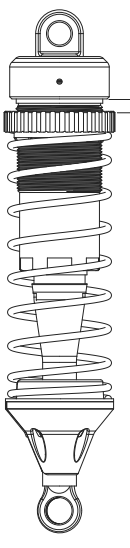


Ackerman

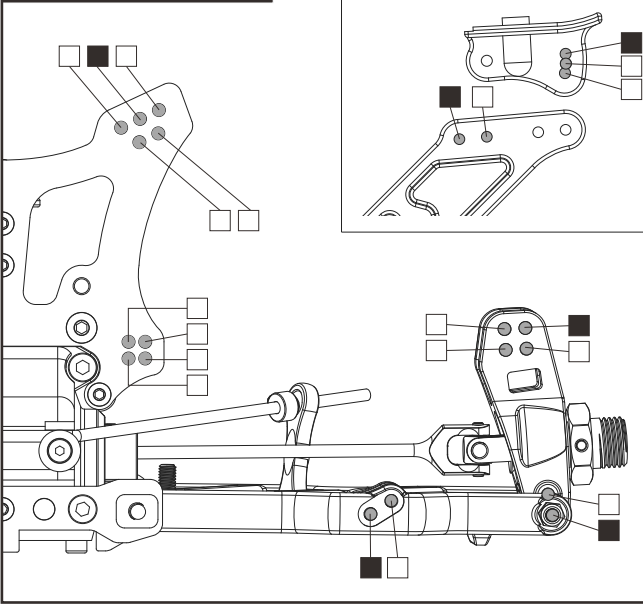


Toe: _____ 1 °
Caster: _____ 20 °
Camber: _____ -2 °
Anti-roll bar: _____ 2.5 mm
Ride height: _____ 30 mm
Droop: _____ mm

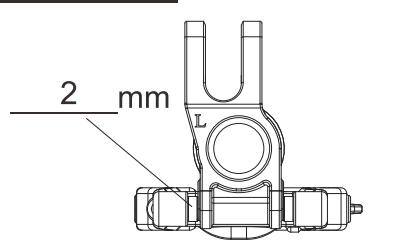
Front Shock

 _____ 2 mm
Oil: _____
300
Piston: _____ 17 mm
Spring: _____ 1.6
Length: _____ 115 mm

Rear Suspension

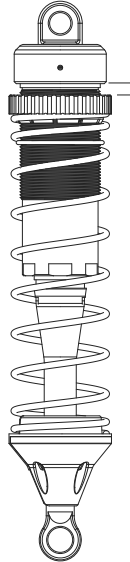


Wheelbase



Toe: _____ -3 °
Camber: _____ -2 °
Anti-roll bar: _____ 2.8 mm
Ride height: _____ 35 mm
Droop: _____ mm
Anti-squat: ☐ 1° ☒ 2° ☐ 3°

Rear Shock

 _____ 2 mm
Oil: _____
300
Piston: _____ 17 mm
Spring: _____ 1.6
Length: _____ 135 mm

Power

Motor: _____
ESC: _____
Pinion: _____
Spur: _____
Battery: _____

Tires

	Front	Rear
Brand:	_____	_____
Compound:	_____	_____
Insert:	_____	_____
Wheel:	_____	_____

Differentials

Front: # _____ ☐ Standard ☐ Spider
Center: # _____ ☐ Standard ☐ Spider
Rear: # _____ ☐ Standard ☐ Spider

ESC Setup

Brake: _____
Drag Brake: _____
Cut-off Volt.: _____
Punch: _____
Timing: _____
Throttle Limit: _____

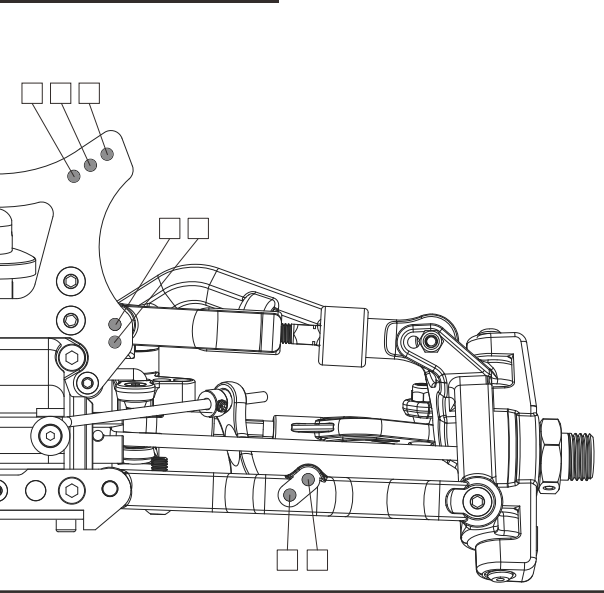
Notes



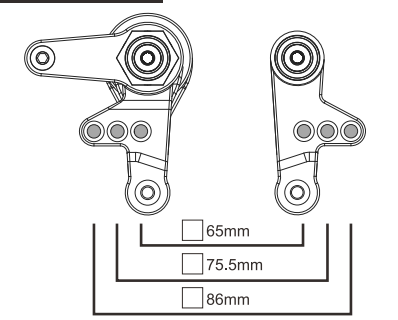
Setup Sheet

Driver : _____ Track : _____ Event : _____
Date : _____ Track Condition : _____

Front Suspension

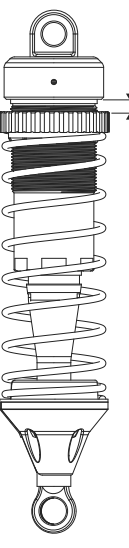


Ackerman



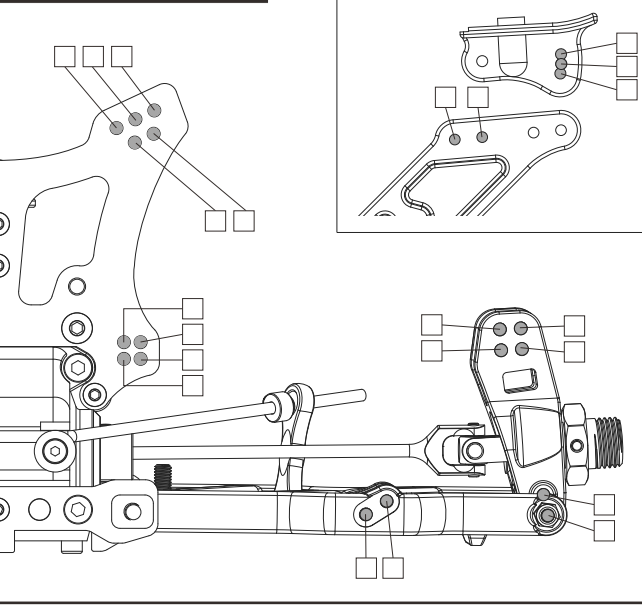
Toe: _____ °
Caster: _____ °
Camber: _____ °
Anti-roll bar: _____ mm
Ride height: _____ mm
Droop: _____ mm

Front Shock

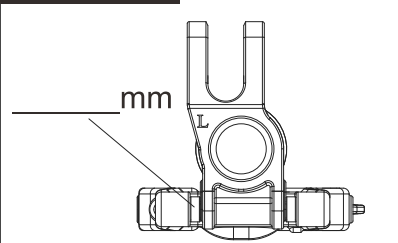
 _____ mm
Oil: _____

Piston: _____ mm
Spring: _____
Length: _____ mm

Rear Suspension

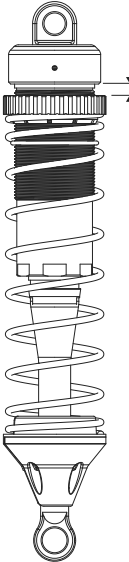


Wheelbase



Toe: _____ °
Camber: _____ °
Anti-roll bar: _____ mm
Ride height: _____ mm
Droop: _____ mm
Anti-squat: ☐ 1° ☐ 2° ☐ 3°

Rear Shock

 _____ mm
Oil: _____

Piston: _____ mm
Spring: _____
Length: _____ mm

Power

Motor: _____
ESC: _____
Pinion: _____
Spur: _____
Battery: _____

Tires

	Front	Rear
Brand:	_____	_____
Compound:	_____	_____
Insert:	_____	_____
Wheel:	_____	_____

Differentials

Front: # _____ ☐ Standard ☐ Spider
Center: # _____ ☐ Standard ☐ Spider
Rear: # _____ ☐ Standard ☐ Spider

ESC Setup

Brake: _____
Drag Brake: _____
Cut-off Volt.: _____
Punch: _____
Timing: _____
Throttle Limit: _____

Notes

